

# SensaTemp Systems



## Optional Items and Replacement Parts

### ST Series Systems / Optional Items

DESCRIPTION	PART NUMBERS
Tip & Tool Stand Tip Redi-Rak (for tip storage)	6021-0008-P1
Cord Retention System (ST 20A/E and ST 40A/E Systems only)	6018-0090
Tip Holder (fits ST 20E/40E/60E Stations only)	1500-0012
Tip Maintenance Station (with fiber tool and sponge tool)	6993-0138
Temperature Limiting Kit (For ST 20E/ST 60E only)	6993-0178
Tip and Temperature Selection System Holder	1257-0186-P1
Tip and Temperature Selection System (Charts only)	5050-0251

### ST Series Systems / Replacement Parts

DESCRIPTION	PART NUMBERS
Power Cord (Domestic Systems only)	1332-0094-P1
Fuse, 1.0A Timelag (Domestic Systems only)	1159-0246-P5
Fuse, 0.5A Time Lag (Export Systems only)	1159-0213-P5
Fiber Cleaning Tool for Surface Mount Tips	1100-0232
Replacement Fiber Filler (for Fiber Cleaning Tool)	1127-0013-P2
Sponge Cleaning Tool for Surface Mount Tips	1100-0233
Replacement Sponge Filler (for Sponge Cleaning Tool)	4021-0006-P5
Sponges for Tip Maintenance Station	4021-0007-P7
Replacement Sponges for Tip & Tool Stands (SX, PS, SP)	4021-0008-P3
Case, Top (ST 20/20E, 40/40E, 60/60E)	1313-0160-P1
Case, Bottom (ST 20/20E, 40/40E, 60/60E)	1313-0161-P1
Control Knob (ST 20E/60E)	1222-0092-P1
Control Knob Bushing (ST 20E/60E)	1251-0081-P1
Solenoid/Venturi Kit (ST 60E)	6993-0187
Venturi Assembly with Muffler (ST 60E)	1338-0071
Hex Nut (Solenoid/Venturi Kit (ST 60E)	1348-0575-P1
Fitting 1/8" Bulk Head	1259-0099-P1
Fuse, 0.63A Time Lag (ST 105E and ST 105PE)	1159-0252-P1
Portability Kit:	6018-0109-P1
Lower Container, Upper Container, Tray Holder, Clip Handle Assembly, Tool Kit, Cubby Assembly	
Case Top (ST 25/25E, 45/45E, 65/65E, 85/85E)	1313-0145-P1
Case Bottom (ST 25/25E, 45/45E, 65/65E, 85/85E)	1313-0145-P1
Control Knob (ST 25/25E, 65/65E, 75/75E)	1222-0109-P1
PCB (ST 25/25E)	6020-0120-P1
PCB (ST 45/45E)	6020-0123-P1
PCB (ST 65/65E)	6020-0125-P1
PCB (ST 75/75E)	6020-0129-P1
PCB (ST 85/85E)	6020-0127-P1
PCB (ST 115/115E)	6020-0124-P1

# SensaTemp Systems

## ST System Accessories



### ST System Accessories

DESCRIPTION	PART NUMBERS
PS Tip & Tool Stand (holds one PS-80 Handpiece)	6019-0050-P1
SX Tip & Tool Stand (holds one TJ-70, TP-65, or SX-70 Handpiece)	6019-0055-P1
SX-80 Tip & Tool Stand	6019-0060-P1
TT Tip & Tool Stand (holds one TT-65 Handpiece)	6019-0056-P1
DTP Tip & Tool Stand (holds one DTP-80 Handpiece)	6019-0057-P1
Sponges for Tip & Tool Stands (SensaTemp Handpieces)	4021-0008-P3
Solder Catcher for any Tip & Tool Stand	1312-0008-P1
Tip and Temperature Selection System (charts only)	5050-0251
Tip and Temperature Selection System Holder	1257-0186-P1
Tip Maintenance Station (with Fiber Tool and Sponge Tool)	6993-0138
Fiber Cleaning Tool for Surface Mount Tips	1100-0232
Replacement Fiber Filler (for Fiber Cleaning Tool)	1127-0013-P2
Sponge Cleaning Tool for Surface Mount Tips	1100-0233
Replacement Sponge Filler (for Sponge Cleaning Tool)	4021-0006-P5
Sponges for Tip Maintenance Station	4021-0007-P7
Tip Tool	1100-0206
Tip and Vacuum Cup Tool	1100-0239
Tip & Tool Stand Tip Redi-Rak (for tip storage)	6021-0008-P1
Tip Alignment Tool for ThermoTweez Handpiece	1100-0234
Tip Redi-Rak	6021-0007
Sodr-X-Tractor Tip Cleaning Kit	6993-0200
Thermal Insulative Handpiece Sleeve (fits one SX-70, TJ-70, TP-65)	1346-0065
Wire Brush 4.76mm (3/16"), Package of 5	1127-0014-P5
Wire Brush 3.18mm (1/8"), Package of 5	1127-0006-P5
Bristle Brush, Package of 5	1127-0002-P5
Set Screw for any SensaTemp Handpiece, Package of 10	1348-0547-P10
PACE Screwdriver	1100-0230

# MBT Systems

## Optional Items and Replacement Parts



### MBT 201 / Optional Items

DESCRIPTION	PART NUMBERS
Foot Pedal	6008-0115-P1
Tip & Tool Stand Tip Redi-Rak	6021-0008-P1
Temperature Limiting Kit	6993-0117
Tip Maintenance Station	6993-0138
Service Manual	5050-0340
Tip and Vacuum Cup Tool	1100-0239
Tip and Temperature Selection System (chart booklet only)	5050-0251
Tip and Temperature Selection System Holder	1257-0186-P1

### MBT 201 and MBT 101 / Replacement Parts

DESCRIPTION	PART NUMBERS
Motor Pump Assembly Kit (MBT 201/201E or 101/101E)	6993-0188
Motor Pump Rebuild Kit	6993-0190-P1
Motor Pump Filter	1309-0020-P1
Fuse, 0.63 Amp Slo-Blo (MBT 201 Export Systems only)	1159-0214-P5
Fuse, 1.25 Amp Slo-Blo (MBT 201 Domestic Systems only)	1159-0217-P5
Power Cord (MBT 201 Domestic Systems only)	1332-0094-P1
Power Cord (MBT 201 Export Systems only)	1332-0093-P1
Fiber Cleaning Tool for Surface Mount Tips	1100-0232
Replacement Fiber Filler (for Fiber Cleaning Tool)	1127-0013-P2
Sponge Cleaning Tool for Surface Mount Tips	1100-0233
Replacement Sponge Filler (for Sponge Cleaning Tool)	4021-0006-P5
Replacement Sponges for Tip & Tool Stand (SX, PS, SP)	4021-0008-P3
Sponges for Tip Maintenance Station	4021-0007-P7
Main Power Switch (Units purchased before 8/00)	1157-0052
Main Power Switch (Units purchased before 8/00)	1157-0081-P1
Air Pressure Control Valve Assembly	1222-0081-P1
Vacuum, Panel Mount	1259-0085-P1
Quick-Disconnect Insert, Male	1259-0087-P1
Quick-Disconnect Receptacle, Female	1259-0086-P1
Vacuum Tubing, Black Silicon 1370mm (54")	1342-0015-08
Printed Circuit Board (MBT 201/201E)	6020-0061-P1
Printed Circuit Board (MBT 101/101E)	6020-0076-P1
Printed Circuit Board (MBT 201A/201AE)	6020-0090-P1
Printed Circuit Board (MBT 101A/101AE)	6020-0089-P1
Cord Retention System	6018-0083

# MBT Systems



## Optional Items and Replacement Parts

### MBT 250 and MBT 220 / Optional Items


DESCRIPTION	PART NUMBERS
Temperature Calibration/Set Key Lock	1273-0008-P1
Calibration Kit	6993-0133
Foot Pedal	6008-0115-P1
Consumable Kit, One-Year	6550-0019
Power Source Interlock Kit	6993-0141-P1
Tip & Tool Stand Redi-Rak	6021-0008-P1
Tip Maintenance Station	6993-0138
Tip and Vacuum Cup Tool	1100-0239
Service Manual	5050-0352
Tip and Temperature Selection System Holder	1257-0186-P1

### MBT 250 and MBT 220 / Replacement Parts

DESCRIPTION	PART NUMBERS
Motor Pump Assembly Kit (MBT 250/250E, 220/220E)	6993-0188
Motor Pump Rebuild Kit	6993-0190-P1
Motor Pump Filter	1309-0020-P1
Power Cord (MBT 250 Domestic Systems only)	1332-0094-P1
Power Cord (MBT 250 Export Systems only)	1332-0093-P1
Fuse, 2.0A Slo-Blo (MBT 250 Domestic Systems only)	1159-0247-P5
Fuse, 1.25A Slo-Blo (MBT 250 Export Systems only)	1159-0217-P5
Fiber Cleaning Tool for Surface Mount Tips	1100-0232
Replacement Fiber Filler (for Fiber Cleaning Tool)	1127-0013-P2
Sponge Cleaning Tool for Surface Mount Tips	1100-0233
Replacement Sponge Filler (for Sponge Cleaning Tool)	4021-0006-P5
Replacement Sponges for Tip & Tool Stand (SX, PS, SP)	4021-0008-P3
Sponges for Tip Maintenance Station	4021-0007-P7
Quick-Disconnect Insert (Male)	1259-0087-P1
Quick-Disconnect Receptacle (Female)	1259-0086-P1
Vacuum Tubing, black silicon 1370mm (54")	1342-0015-08
Cable Marker Kit (Colored Tabs for hose/cord identification)	6993-0136-P1
Air Pressure Control Valve Assembly	1222-0081-P1
Vacuum, Panel Mount	1259-0085-P1
Main Power Switch	1157-0052
Printed Circuit Board (MBT 250/250E)	6020-0064-P1
Printed Circuit Board (MBT 250/250E)	6020-0091-P1
Display Printed Circuit Board	6020-0063-P1
Tip and Temperature Selection System (charts only)	5050-0251

# PRC Systems

## Optional Items and Replacement Parts



### PRC 2000 / Optional Items

DESCRIPTION	PART NUMBERS
Tip Redi-Rak	6021-0007-P1
Tip & Tool Stand Tip Redi-Rak (included with Standard Version)	6021-0008-P1
Tip and Vacuum Cup Tool	1100-0239
Cushion Grip Kit for ThermoTweez Handpiece (requires a 6019-0046 TT Tip & Tool Stand)	6993-0184
One Year Consumables Kit	6550-0020
Service Manual	5050-0344-P1
Auto Snap Vac Kit	6993-0193
Plating Accessory Kit, PE211 (chemicals not included)	6993-0186
Tip and Temperature Selection System (charts only)	5050-0251

### PRC 2000 / Replacement Parts

DESCRIPTION	PART NUMBERS
Motor Pump Assembly Kit (for desoldering function)	6993-0188
Pump Rebuild Kit (for desoldering function)	6993-0190-P1
Micro Pump Assembly (for Paste Dispenser)	1336-0027-P1
Low Pressure Pik Pump Assembly	1334-0021
Power Cord (PRC 2000 Domestic Systems only)	1332-0094-P1
Power Cord (PRC 2000 Export Systems only)	1332-0093-P1
Fuse, 5.0 Amp, Time Lag (PRC 2000 Domestic Systems only)	1159-0253-P5
Fuse, 2.5 Amp, Time Lag (PRC 2000 Export Systems only)	1159-0220-P5
Fuse, 12.0 Amp, (PRC 2000 Domestic and Export Systems)	1159-0257-P5
Air Pressure Control Valve Assembly	1222-0081-P1
Vacuum, Panel Mount	1259-0085-P1
Main Power Switch	1157-0052
Fiber Cleaning Tool for Surface Mount Tips	1100-0232
Replacement Fiber Filler (for Fiber Cleaning Tool)	1127-0013-P2
Sponge Cleaning Tool for Surface Mount Tips	1100-0233
Replacement Sponge Filler (for Sponge Cleaning Tool)	4021-0006-P5
Replacement Sponges for Tip & Tool Stand (SX, PS, SP)	4021-0008-P3
Sponges for Tip Maintenance Station	4021-0007-P7
Quick-Disconnect Insert (Male)	1259-0087-P1
Quick-Disconnect Receptacle (Female)	1259-0086-P1
Paste Dispense Tubing, Clear PVC 915mm (36")	1325-0003-10
Vacuum Tubing, Black Silicon 1370mm (54")	1342-0015-08
Cable Marker Kit (colored tabs for hose/cord identification)	6993-0136-P1
Paste Dispenser Cubby	6019-0038-P1
Accessory Kit for Paste Dispenser	6993-0152-P1
Vacuum Cups for Pik-Vac Wand	6993-0154-P1
PCB Assembly, Microprocessor, PPS-400/E	6020-0072-P1
PCB, Display, PPS-400/E	6020-0073-P1
PCB, Multifunction, PPS-400/E	6020-0074-P1
Pressure Reservoir	1140-0034-P1
Foot Pedal MBT/PRC	6008-0115-P1

# ThermoFlo Systems



## Optional Items and Replacement Parts

### TF 200, TF 500, TF 700 / Optional Items

DESCRIPTION	PART NUMBERS
Fume Extraction "Ready" Attachment (Flex Hose and Central Filtration Unit sold separately)	6018-0105
Large Board Holder	6018-0095
Fiber Optic Lighting Attachment (Domestic System only)	6018-0100
Fiber Optic Lighting Attachment (Export System only)	6018-0101
Lens Vision Attachment, magnification (2x)	6018-0104
Camera Vision Attachment (Domestic System only NTSC)	6018-0102
Camera Vision Attachment (Export Systems only PAL)	6018-0103
TF 500 Work Platform	6018-0099-P1
Swivel Ring (for handpiece)	1321-0320
TF 700 Advanced Placement Platform	6018-0110-P1
Nozzle Holder	1321-0387-P1

### TF 200, TF 500, TF 700 / Replacement Parts

DESCRIPTION	PART NUMBERS
Power Switch	1157-0052
AC Power Receptacle	1207-0204
Rubber Bumper (foot)	1274-0021-P4
Heater Assembly (Domestic Systems only)	6010-0091-P1
ThermoFlo Handpiece Assembly (Domestic Systems only)	6010-0093-P1
Power Cord (Domestic Systems only)	1332-0094-P1
Power Cord (Export Systems only)	1332-0093-P1
Flowpump Assembly, PPS-95	1336-0035-P1
Blower Assembly, PPS-95	6008-0145-P1
Vacuum Pik Tube Kit	6993-0198
PCB Assembly, Main PPS-95	6020-0097-P1
PCB Assembly, HV Module PPS-95	6020-0115-P1
PCB Assembly, Display PPS-95	6020-0099-P1
Accessory Manual	5050-0421
Operation and Maintenance Manual	5050-0420
Vacuum Cup Kit	6993-0196-P1
Vacuum Cup, Individual, 15.88mm (0.625") diameter	1121-0280-P2
Vacuum Cup, Individual, 10.16mm (0.400") diameter	1121-0281-P2
Vacuum Cup, Individual, 7.94mm (0.312") diameter	1121-0282-P2
Vacuum Cup, Individual, 4.95mm (0.195") diameter	1121-0382-P2
Vacuum Cup, Individual, 7.62mm (0.300") diameter	1121-0383-P2
Vacuum Cup, Individual, 12.70mm (0.500") diameter	1121-0384-P2
Mounting Plate, Heater Unit	1335-0184
Heatwave Interface Cable	1332-0187
Heater 230V S/N 03-99-9999 or Below	6010-0092
Heater 230V S/N 04-00-0001 or Above	6010-0122-P1
Handpiece Assembly 230V S/N 03-99-9999 or Below	6010-0094-P1
Handpiece Assembly 230V S/N 04-00-0000 or Above	6010-0123-P1

# Nozzles

## Standard ThermoFlo Nozzles

Listed below are nozzles available from PACE. Custom nozzles can be designed and manufactured for special or non-standard applications. For more information, contact PACE.

### Standard Nozzles

#### BGA NOZZLES







COMPONENT	BGA SIZE (NOMINAL)	PART NUMBERS	ALIGNMENT/TEMPLATES
BGA-204/225/256/ 272/292/320/324	27mm x 27mm (1.1" x 1.1")	4028-5001	3018-0057-002 3018-0057-003
BGA-169/168	23mm x 23mm (0.91" x 0.91")	4028-5002	3018-0057-001
BGA-313/352	35mm x 35mm (1.38" x 1.38")	4028-5003	3018-0057-004 3018-0057-023
BGA-144	13mm x 13mm (0.51" x 0.51")	4028-5004	3018-0057-009
BGA-121/196	15mm x 15mm (0.59" x 0.59")	4028-5005	3018-0057-010
BGA-86	16.25mm x 17.75mm (0.64" x 0.70")	4028-5006	3018-0057-013
BGA-68	13.45mm x 14.97mm (0.53" x 0.59")	4028-5007	3018-0057-014
BGA-32	10.42mm x 10.42mm (0.41" x 0.41")	4028-5008	3018-0057-015
BGA-40/44	11.97mm x 13.21mm (0.47" x 0.52")	4028-5009	3018-0057-016 3018-0057-017
BGA-18	8.64mm x 8.90mm (0.34" x 0.35")	4028-5010	3018-0057-018
BGA-292/357/361	25mm x 25mm (0.99" x 0.99")	4028-5011	3018-0057-019 3018-0057-007
BGA-421/432/736	40mm x 40mm (1.57" x 1.57")	4028-5012	3018-0057-020
BGA-560	42.5mm x 42.5mm (1.67" x 1.67")	4028-5013	3018-0057-021
BGA-240/304/432	31mm x 31mm (1.22" x 1.22")	4028-5014	3018-0057-024 3018-0057-025
BGA-256	17mm x 17mm (0.67" x 0.67")	4028-5015	3018-0057-026
BGA-252/255/256	21mm x 21mm (0.83" x 0.83")	4028-5016	3018-0057-027
BGA-479/493/584	37.5mm x 37.5mm (1.48" x 1.48")	4028-5018	3018-0057-030
BGA-96/121	19mm x 19mm (0.75" x 0.75")	4028-5019	3018-0057-031 3018-0057-032
BGA-240/324	32mm x 32mm (1.26" x 1.26")	4028-5020	3018-0057-033 3018-0057-034
BGA-256/400	29mm x 29mm (1.14" x 1.14")	4028-5021	3018-0057-035 3018-0057-036
BGA-100	16mm x 16mm (0.63" x 0.63")	4028-5022	3018-0057-037
BGA-119	22mm x 14mm (0.87" x 0.55")	4028-5023	3018-0057-029
BGA-169	19.25mm x 19.25mm (0.76" x 0.76")	4028-5024	3018-0057-039
BGA-196	18.5mm x 18.5mm (0.73" x 0.73")	4028-5025	3018-0057-038
BGA-240	26.4mm x 26.4mm (1.04" x 1.04")	4028-5026	3018-0057-040
BGA-256	30mm x 30mm (1.18" x 1.18")	4028-5027	3018-0057-024
BGA-475	25mm x 32.3mm (0.98" x 1.27")	4028-5028	3018-0057-041
BGA-521	43mm x 43mm (1.69" x 1.69")	4028-5029	3018-0057-042
BGA-540	44mm x 44mm (1.73" x 1.73")	4028-5030	3018-0057-028
BGA-625	32.5mm x 32.5mm (1.28" x 1.28")	4028-5031	3018-0057-043
BGA-169	22mm x 22mm (0.87" x .87")	4028-5032	3018-0057-044
BGA-361	33mm x 33mm (1.29" x 1.29")	4028-5033	3018-0057-045
BGA-720	47.5mm x 47.5mm (1.87" x 1.87")	4028-5034	3018-0057-046
BGA-303	21mm x 25mm (0.83" x 0.98")	4028-5035	3018-0057-047
Micro BGA-48	7.75mm x 5.6mm (0.31" x 0.22")	4028-5501	3018-0057-012
Micro BGA-48	7.85mm x 6.40mm (0.31" x 0.25")	4028-5502	3018-0057-011

# Nozzles


## Standard ThermoFlo Nozzles

### Standard Nozzles

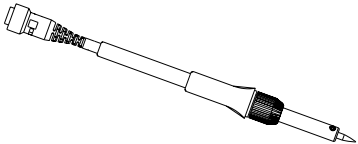
PATTERN NOZZLES	COMPONENT TYPE	JET SPACING	JET LENGTH	PART NUMBERS
	SOIC- 8 (JEDEC)	4.1mm (0.16")	6.1mm (0.24")	4028-4001
	SOIC-14/16 (JEDEC)	4.1mm (0.16")	10.9mm (0.43")	4028-4002
	SOICL-16 (JEDEC)	7.9mm (0.31")	10.9mm (0.43")	4028-4003
	SOICL-20 (JEDEC)	7.9mm (0.31")	13.5mm (0.53")	4028-4004
	SOICL-24 (JEDEC)	7.9mm (0.31")	16mm (0.63")	4028-4005
	SOICL-28 (JEDEC)	7.9mm (0.31")	18.5mm (0.73")	4028-4006
	SOICL-32 (JEDEC)	11.68mm (0.46")	20.83mm (0.82")	4028-4007
	TSOP-48 (Type I)	18.6mm (0.734")	18.6mm (0.734")	4028-4505
	TSOP-32/40/44/50 (Type II)	10.4mm (0.41")	21.35mm (0.84")	4028-4506
SINGLE JET NOZZLES	SHAPE OF JET TUBE	NOZZLE SIZE (NOMINAL)	PART NUMBERS	
	Curved, Round	3.0mm diameter (0.1" diameter)	4028-1001	
	Curved, Round	5.0mm diameter (0.2" diameter)	4028-1002	
	Curved, Round	8.0mm diameter (0.3" diameter)	4028-1003	
	Straight, Round	3.0mm diameter (0.01" diameter)	4028-1011	
	Straight, Round	5.0mm diameter (0.2" diameter)	4028-1012	
	Straight, Round	8.0mm diameter (0.3" diameter)	4028-1013	
	Flat Jet	13.21mm length (0.52")	4028-1021	
	Flat Jet	23.37mm length (0.92")	4028-1022	
	BOX NOZZLES	SHAPE OF JET TUBE	NOZZLE SIZE (NOMINAL)	PART NUMBERS
 Baffled Nozzle	PLCC-18 (Non Baffled)	8.5mm x 12.1mm (0.34" x 0.48")	4028-2001	
	PLCC-20 (Non Baffled)	10.2mm x 10.2mm (0.40" x 0.40")	4028-2002	
	PLCC-28 (Non Baffled)	12.8mm x 12.8mm (0.50" x 0.50")	4028-2003	
	PLCC-32 (Non Baffled)	12.8mm x 15.3mm (0.50" x 0.60")	4028-2004	
	PLCC-44 (Non Baffled)	17.9mm x 17.9mm (0.70" x 0.70")	4028-2005	
	PLCC-52	20.4mm x 20.4mm (0.80" x 0.80")	4028-2006	
	PLCC-68	25.5mm x 25.5mm (1.01" x 1.01")	4028-2007	
	PLCC-84	30.6mm x 30.6mm (1.20" x 1.20")	4028-2008	
	PLCC-100	38.9mm x 38.9mm (1.53" x 1.53")	4028-2009	
	QFP-80/100	18.1mm x 24.1mm (0.71" x 0.95")	4028-2501	
	QFP-64/80 (Non Baffled)	17.0mm x 17.0mm (0.67" x 0.67")	4028-2502	
	QFP-132	26.9mm x 26.9mm (1.06" x 1.06")	4028-2503	
	QFP-160	31.9mm x 31.9mm (1.26" x 1.26")	4028-2504	
	QFP-208	31.5mm x 31.5mm (1.24" x 1.24")	4028-2505	
	QFP-240	34.6mm x 34.6mm (1.36" x 1.36")	4028-2506	
	BQFP-132	27.1mm x 27.1mm (1.07" x 1.07")	4028-2602	
	TQFP-32 (Non Baffled)	11.5mm x 11.5mm (0.453" x 0.453")	4028-3002	
	TQFP-120 (Non Baffled)	15.5mm x 15.5mm (0.610" x 0.610")	4028-3004	
TQFP-48	18.6mm x 18.6mm (0.734" x 0.734")	4028-4505		
 *Non Baffled Nozzle				
*Nozzles less than 0.75" sq. do not have baffles.				

# Handpieces

## PS-80 / SX-80 Replacement Parts

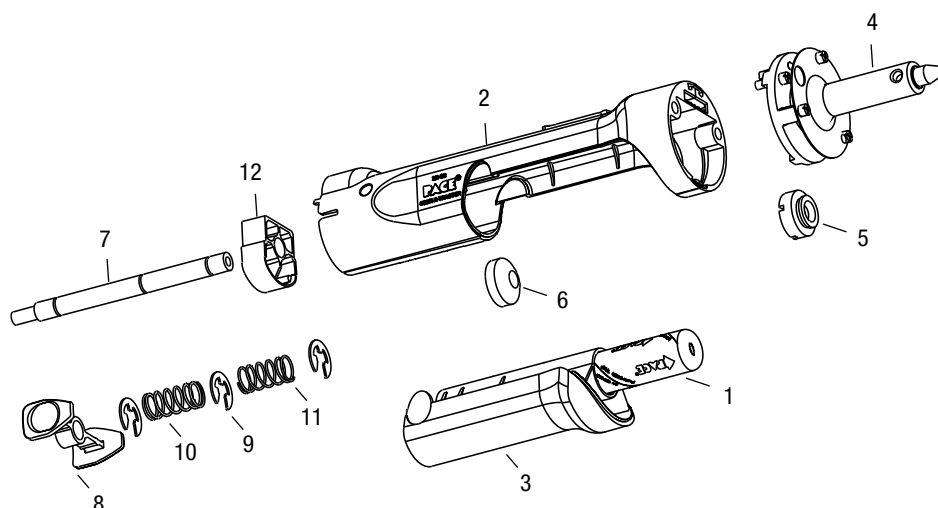


### PS-80, IR-70 SMT/THRU-Hole Soldering Irons (SensaTemp) / Replacement Parts

HANDPIECE	DESCRIPTION	PART NUMBERS
	PS-80 Soldering Iron (shown)	6010-0096-P1
	Replacement Parts	
	PS-80 Heater Assembly	6010-0095-P1
	IR-70 Heater Assembly	6010-0078-P1
	Heater Retaining Nut (PS-80 only)	1410-0104-P10

### SX-80 / Replacement Parts

ITEM #	DESCRIPTION	PART NUMBERS	ITEM #	DESCRIPTION	PART NUMBERS
	SX-80 Handpiece	6010-0106-P1	11	Spring "Short Side" (11)	1221-0137-P1
	SX-80 Kit (includes Handpiece, Tip & Tool Stand and Tip Tool)	6993-0213-P1	12	Door Lock (12)	1119-0142-P1
	SX-80 Tip and Tool Stand	6019-0060-P1		VisiFilter, Fixed	1309-0020-P1
1	FLUX/SODR TRAP			VisiFilter, Replacement	1309-0028-P1
	Package of 10	1309-0054-P10		Replaceable VisiFilter Elements	
	Package of 100	1309-0054-P100		Package of 10	1309-0027-P10
2	SX-80 Replacement Handle with PCB Power Cord	6010-0115-P1		Package of 25	1309-0027-P25
3	Door Assembly	1119-0141-P1		Package of 50	1309-0027-P50
4	Heater Assembly	6010-0107-P1		Tubing, 1370mm (54") Length Black	1342-0015-08
5	Front Seal	1213-0087-P1		Hose Clamps	1321-0085-01-P6
6	Rear Seal	1213-0086-P1		Hose Fitting, Female (Quick Disconnect)	1259-0086-P1
7	Plunger Shaft	1261-0154-P1		Hose Fitting, Male (Quick Disconnect)	1259-0087-P1
8	Plunger Lock	1500-0063-P1		Tubing, PVC, 1" Length	1325-0003-07
9	"C" Clips (3 pieces)	1348-0387-P3			
10	Spring "Long Side"	1221-0136-P1			



# SX Handpieces

## SX-70 Handpiece / Replacement Parts

DESCRIPTION

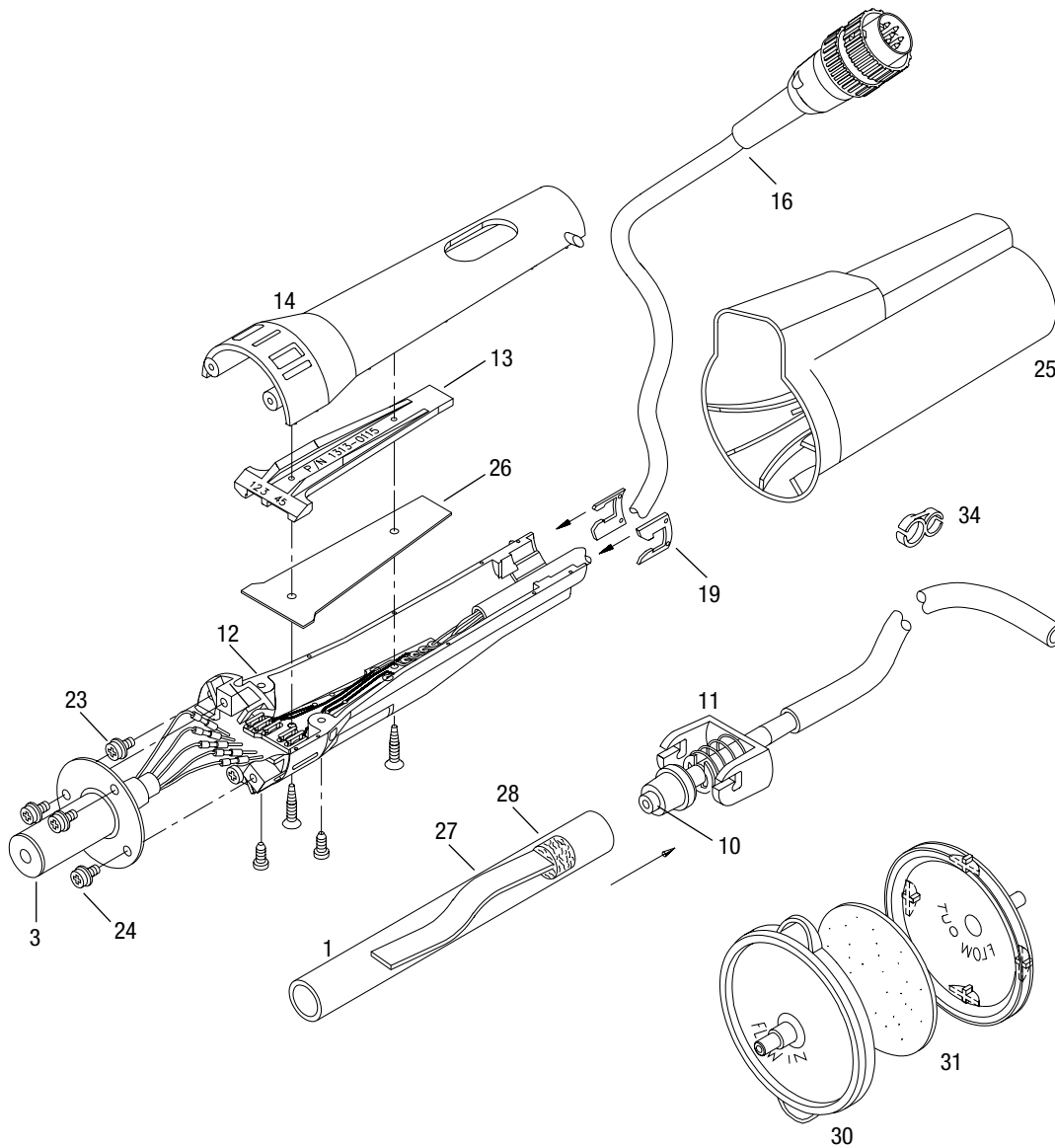
SX-70 Sodr-X-Tractor

PART NUMBERS

6010-0077-P1

### SX-70 Parts Diagram

See page 13 for parts description.



# SX Handpieces

## SX-70, SX-65A, SX-55A, SX-55 60 Watt, and SX-40A / Replacement Parts

ITEM NUMBERS	DESCRIPTION	PART NUMBERS
1	Glass Chamber	1265-0009-P1
	Optional Silicon Rubber Chamber (not for SX-40A)	1265-0010-P1
3	SX-70 Heater and Seal Assembly	6010-0080-P1
	SX-65A Heater and Seal Assembly	6010-0074-P1
	SX-55A Heater and Seal Assembly	6010-0072-P1
	SX-55 60 Watt Heater and Seal Assembly	6010-0048-P1
	SX-40A Heater and Seal Assembly	6010-0069-P1
	SX-40 (old style) Heater and Seal Assembly (comes with Dissipator)	6010-0038-P1
	Front Seal, Heater	1213-0033-P1
10	Rear Seal	1213-0001-P1
11	Rear Seal Retainer Assembly	4010-01016-P1
12	Heat Dissipator	1360-0005
13	PCB Guide Cover	1313-0115
14	Replacement Handle Kit (SX, TP, TJ) (includes Top/Bottom Plates, Heat Dissipator, and Hardware)	6993-0140
	Replacement Hardware Kit (SX, TP, TJ) (includes Screws and Handle Clips)	6993-0189-P1
16	Switch and Cord Assembly (SX-70 only)	4010-0098-P1
	Switch and Cord Assembly Kit (SX-65A/55A/55 60 Watt) (also includes PCB Cover, and Button)	6993-0134
	Switch and Cord Assembly (SX-40A only)	6993-0135-P1
19	Handle Clips	1209-0006-P5
	Replacement Button	1119-0119-P1
	Set Screws, for SX-70 heaters and older heaters, date coded 1/90 or later	1348-0547-P10
	Set Screws, for old-style heaters, date coded 12/89 or before	1348-0287-P10
23	Dissipator Mounting Screws (mounts dissipator to handle)	1405-0534-P3
24	Heater Mounting Screws, mounts heater to dissipator	1405-0395-P3
25	Thermal Insulative Handpiece Sleeve (optional)	1346-0065
26	Solder Shield (comes with the purchase of any Heater Assembly)	1213-0072
27	"S" Baffle	4010-0033
28	Sodr-X-Tractor Filter	
	Package of 10	1309-0018-P10
	Package of 50	1309-0018-P50
	VisiFilter, Fixed	1309-0020-P1
30	VisiFilter, Replaceable	1309-0028-P1
31	Replaceable VisiFilter Elements	
	Package of 10	1309-0027-P10
	Package of 25	1309-0027-P25
	Package of 50	1309-0027-P50
	Tubing, Length 1370mm (54") Black	1342-0015-08
34	Hose Clamps	1321-0085-01-P6
	Hose Fitting, Female (Quick Disconnect)	1259-0086-P1
	Hose Fitting, Male (Quick Disconnect)	1259-0087-P1
	Tubing, PVC, Length 25.4mm (1")	1325-0003-07

# SX Handpieces

## Optional Items and Replacement Parts

### SX-65A, SX-55A, SX-55 60 Watt, and SX-40A Sodr-X-Tractors

DESCRIPTION	PART NUMBERS
<b>SensaTemp</b>	
SX-65A Sodr-X-Tractor	Obsolete
<b>Non-SensaTemp</b>	
SX-55A Sodr-X-Tractor (for use with MBT-200/100/10/5)	Obsolete
SX-55 60 Watt Sodr-X-Tractor (Heavy Duty)	Obsolete
SX-40A Sodr-X-Tractor (for use with MP-1 only)	Obsolete

### SX-25 and SX-20 / Replacement Parts

DESCRIPTION	PART NUMBERS
Glass Chamber	1265-0003-P1
"S" Baffle	4010-0033
Sodr-X-Tractor Filter	
Package of 10	1309-0018-P10
Package of 50	1309-0018-P50
Heater and Seal Assembly, Dual Path, 120 VAC, 35 Watt	6010-0034-P1
Heater Washer	1213-0030-P2
Nylon Screw	1405-0341-P5
Set Screw, for A-style heaters, date coded 10/89 or later	1348-0547-P10
Set Screw, for old-style heaters, date coded 9/89 or before	1348-0287-P10
Cord/Handle Replacement (SX-20 and SX-25)	6993-0144
VisiFilter, Fixed	1309-0020-P1
VisiFilter, Replaceable	1309-0028-P1
Replaceable VisiFilter Elements	
Package of 10	1309-0027-P10
Package of 25	1309-0027-P25
Package of 50	1309-0027-P50
Twist Lock Fitting (Male)	1263-0004
Tubing Assembly with VisiFilter	1325-0017
Tubing Assembly with Twist Lock Fitting	1325-0007
Clamp, Flat Cord & Tubing, Package of 6	1211-0002-P6
Tubing, 6' Length Clear	1325-0003-01
Tubing, 12' Length Clear	1325-0012
Rear Seal Retainer Assembly	4010-0101-P1
Bristle Brush, Package of 5	1127-0002-P5
Wire Brush, Package of 5	1127-0006-P5
Thermal Insulative Handpiece Sleeve	1346-0065
Front Seal	1213-0033-P1
Rear Seal	1213-0001-P1
Vents Kit	6993-0065-P1
Heater Mounting Screws with Lockwasher, Package of 3	1405-0395-P3

# Handpieces

## Optional Items and Replacement Parts

	DESCRIPTION	PART NUMBERS
	<p><b>SP-2A, SP-1A, IR-65A, IR-55A, IR-25 Soldering Irons / Replacement Parts</b></p> <p>SP-1A Heater Assembly            SP-2A Heater Assembly (Handpiece shown)            Retaining Nut (SP-2A, SP-1A only)            IR-65A Heater Assembly            IR-55A Heater Assembly            IR-25 Heater Assembly</p>	<p>6010-0085-P1            6010-0086-P1            1360-0094-P10            6010-0076-P1            6010-0075-P1            6010-0063-P1</p>
	<p><b>TT-65 ThermoTweez (SensaTemp) / Replacement Parts</b></p> <p>TT-65 ThermoTweez Handpiece (shown)            Heater Assembly, with Sensor            Heater Assembly, without Sensor            Cushion Grip Kit            Pads for Cushion Grips            Plastic Grip (2 ea.)            Replacement Hinge Kit</p>	<p>7025-0001-P1            6010-0082-P1            6010-0083-P1            6993-0184            1317-0029-P2            1119-0123-P1            6993-0156-P1</p>
	<p><b>TP-65 ThermoPik (SensaTemp) / Replacement Parts</b></p> <p>TP-65 ThermoPik Handpiece (shown)            Heater Assembly*            Handle Kit            Hardware Kit</p> <p>* TJ-70 Heater Assembly is interchangeable with TJ-65 handpiece.</p>	<p>7024-0001-P1            6010-0081-P1            6993-0140            6993-0189-P1</p>
	<p><b>DTP-80 Dual ThermoPik (SensaTemp) / Replacement Parts</b></p> <p>DTP-80 Dual ThermoPik Handpiece (shown)            Heater Assembly, with Sensor            Heater Assembly, without Sensor            Cushion Grip Kit            Pads for Cushion Grips            Replacement Hinge Kit            Plastic Grip (2 ea.)</p>	<p>7029-0001-P1            6010-0082-P1            6010-0083-P1            6993-0184            1317-0029-P2            6993-0156-P1            1119-0123-P1</p>
	<p><b>TJ-70 ThermoJet (SensaTemp) / Replacement Parts</b></p> <p>TJ-70 ThermoJet Handpiece (shown)            Heater assembly            Handle Kit            Hardware Kit</p> <p>* TJ-70 Heater Assembly is interchangeable with TJ-65 handpiece.</p>	<p>7023-0002-P1            6010-0084-P1            6993-0140            6993-0189</p>

# SMR Handpieces



## Optional Items and Replacement Parts

### SMR Handpieces / Replacement Parts

DESCRIPTION	PART NUMBERS
<b>LF-15 LapFlo Pulse Heat Handpiece</b>	
LF-15 LapFlo Handpiece (Static Dissipative)	7013-0004-02-P1
LF-1 Single-Point SMD Soldering Tip (LapFlo)	6000-0008
ThermoPart Coating Removal Tip	6000-0009
LF-2 Multi-point SMD Soldering Tip (0.270")	1121-0298-P1
LF-3 Multi-point SMD Soldering Tip (0.540")	1121-0299-P1
LF-4 Multi-point SMD Soldering Tip (0.440")	1121-0300-P1
Universal Power Cord	7000-0023
<b>CT-15 ConductTweez Pulse Heat Handpiece</b>	
CT-15 ConductTweez Handpiece (Static Dissipative)	7020-0001-P1
CT-1 Chip Component Tip	1121-0286-P1
Guide Block Kit	6993-0105-P1
CT-2 14, 16 lead SOIC Tip	1121-0271-P1
CT-3 20 lead SOIC Tip	1121-0270-P1
CT-4 24, 28 lead SOIC Tip	1121-0293-P1
CT-5 SOT Tip	1121-0269-P1
CT-6 Rounded End Auxiliary Heating Tip	1121-0004-P2
Universal Power Cord	7000-0023
Tip Mounting Screw	1405-0182-P5
<b>TW-15 ResisTweez Pulse Heat Handpiece</b>	
TW-15 ResisTweez Handpiece (Static Dissipative)	7009-0005-P1
Guide Block Kit	6993-0105-P1
RT-1 18 Pin PLCC ThermoBond Tip	1121-0294-P1
18 Pin PLCC RAM ThermoBond Tip	1121-0372-P1
RT-2 20 Pin PLCC ThermoBond Tip	1121-0295-P1
RT-3 28 Pin PLCC ThermoBond Tip	1121-0296-P1
32 Pin PLCC ThermoBond Tip	1121-0348-P1
RT-4 44 Pin PLCC ThermoBond Tip	1121-0297-P1
RT-5 Tapered Flat End Resistance Tips	1121-0301-P1
RT-6 Round End Resistance Tips	1121-0009-P2
RT-7 Flat End Resistance Tips	1121-0006-P2
Universal Power Cord	7000-0023
Tip Mounting Screw	1405-0182-P5
<b>TS-15 StripTweez Pulse Heat Handpiece</b>	
TS-15 StripTweez Handpiece (Static Dissipative)	7012-0002-P1
Thermal Stripper Tips	1121-0003-P2
Universal Power Cord	7000-0023
Guide Block Kit	6993-0105-P1
Tip Mounting Screw	1405-0106-P5

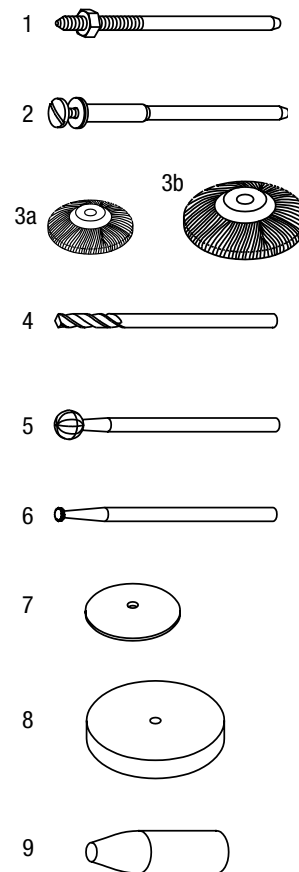
# Handpieces

## MicroChine Miniature Machining Handpiece / Replacement Parts

DESCRIPTION	PART NUMBERS
<b>MC-65 MicroChine Handpiece</b> (operates with PRC 2000 and MicroChine 100 Systems only)	7026-0001-P1
<i>Optional Items and Replacement Parts:</i>	
Deluxe Tool Kit (optional)	6005-0013-P1
Foot Pedal Kit (optional)	6993-0165
Probe Brake Patch Cord (PRC 2000 Systems Only)	1332-0159
Probe Brake Patch Cord (MicroChine 100 Systems Only)	1332-0163
Collet Nut	4005-0012
Collet 1.63mm (0.064") diameter	Obsolete
Collet 2.39mm (0.094") diameter - Standard Collet	Obsolete
Collet 3.25mm (0.128") diameter	Obsolete

### Deluxe Tool Kit / Replacement Parts

ITEM NUMBERS	DESCRIPTION	PART NUMBERS
1	Mandrel Threaded	1115-0002-P10
2	Mandrel with Screw Top	1115-0001-P10
3a	Brush, 14.29mm (9/16") Unmounted	1127-0005-P10
3b	Brush, 9.05mm (3/4") Unmounted	1127-0010-P10
4	Drill, 0.79mm (1/32")	1112-0031-P10
4	Drill, 1.19mm (3/64")	1112-0032-P10
4	Drill, 1.59mm (1/16")	1112-0033-P10
4	Drill, 1.98mm (5/64")	1112-0034-P10
4	Drill, 2.39mm (3/32")	1112-0035-P10
5	Ball Mill, 0.40mm (1/64")	1112-0001-P10
5	Ball Mill, 0.78mm (0.03")	1112-0010-P10
5	Ball Mill, 0.79mm (1/32")	1112-0002-P10
5	Ball Mill, 1.19mm (3/64")	1112-0003-P10
5	Ball Mill, 1.59mm (1/16")	1112-0004-P10
5	Ball Mill, 2.38mm (3/32")	1112-0005-P10
5	Ball Mill, 3.18mm (1/8")	1112-0006-P10
5	Ball Mill, 3.97mm (5/32")	1112-0007-P10
5	Ball Mill, 6.35mm (1/4")	1112-0009-P10
6	Saw, 2.38mm (3/32"), Mounted	1112-0061-P10
7	Abrasive Wheel 5/8 Green	1129-0003-P10
7	Abrasive Wheel 5/8 Red	1129-0004-P10
8	Abrasive Wheel 7/8 Red	1129-0001-P10
8	Abrasive Wheel 7/8 Green	1129-0002-P10
9	Bullet Abrasive, Red	1129-0007-P10
9	Bullet Abrasive, Green	1129-0008-P10
(not shown)	Circular Saw, Unmounted	1112-0062-P10



### PV-65 Pik-Vac Vacuum Wand

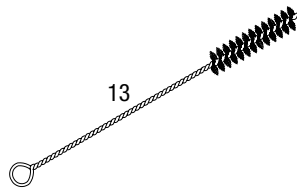
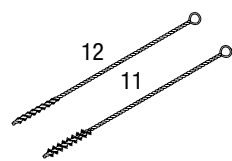
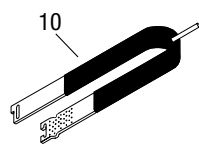
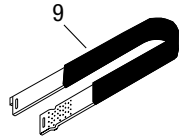
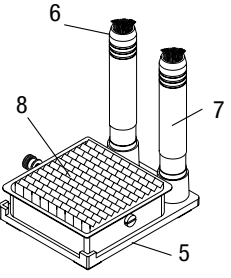
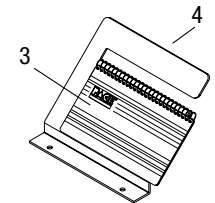
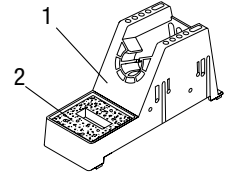
DESCRIPTION	PART NUMBERS
PV-65 Pik-Vac Vacuum Wand	7027-0001-P1
HP-65 HandiPik (self-contained component handling wand)	7028-0001-P1
Kit, 1 Small Vacuum Cup, 1 Medium Vacuum Cup, 1 Large Vacuum Cup and 3 Vacuum Needles	6993-0154-P1

# Handpieces

## Accessories

### SensaTemp and Non-SensaTemp Handpieces

ITEM NUMBERS	DESCRIPTION	PART NUMBERS	
1	PS Tip & Tool Stand (holds PS-80)	6019-0050-P1	
	SP Tip & Tool Stand (holds SP-2A or SP-1A)	6019-0043-P1	
	SX Tip & Tool Stand (holds TJ-70, TP-65, or any SX handpiece)	6019-0044-P1	
	IR Tip & Tool Stand (holds IR-70 or IR-65)	6019-0045-P1	
	TT Tip & Tool Stand (holds TT-65)	6019-0046-P1	
	DTP Tip & Tool Stand (holds DTP-80)	6019-0047-P1	
	2	Sponges for Tip and Tool Stands (SX, PS, SP), Package of 3	4021-0008-P3
		Solder Catcher for any Tip and Tool Stand	1312-0008-P1
		Tip and Temperature Selection System (charts only)	5050-0251
	4	Tip and Temperature Selection System Holder	1257-0186-P1
5	Tip Maintenance Station (with Fiber Tool and Sponge Tool)	6993-0138	
6	Fiber Cleaning Tool for Surface Mount Tips	1100-0232	
7	Replacement Fiber Filler (for Fiber Cleaning Tool), Package of 2	1127-0013-P2	
	Sponge Cleaning Tool for Surface Mount Tips	1100-0233	
8	Replacement Sponge Filler (for Sponge Cleaning Tool), Package of 5	4021-0006-P5	
	Sponges for Tip Maintenance Station, Package of 7	4021-0007-P7	
9	Tip Tool	1100-0206	
10	Tip and Vacuum Cup Tool	1100-0239	
	Tip & Tool Stand Tip Redi-Rak (for tip storage)	6021-0008-P1	
	Tip Alignment Tool for ThermoTweez Handpiece	1100-0234-P1	
	Tip Redi-Rak	6021-0007-P1	
	Sodr-X-Tractor Tip Cleaning Kit	6993-0151	
	Thermal Insulative Handpiece Sleeve (fits one SX-70, SX-65A, TJ-65, TJ-70, TP-65, SX-25, or SX-25V Handpiece)	1346-0065	
	11	Wire Brush, 4.76mm (3/16"), Package of 5	1127-0014-P5
12	Wire Brush, 3.18mm (1/8"), Package of 5	1127-0006-P5	
13	Bristle Brush, Package of 5	1127-0002-P5	
	Set Screw for any SensaTemp Handpiece, Package of 10	1348-0547-P10	
	PACE Screwdriver	1100-0230	
	Tip Brite Tip Tinner	1102-0016-P1	

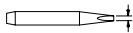






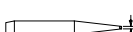






















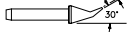
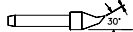









# SensaTemp Handpiece Tips

The following is a representation of the most popular tips.

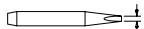
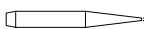
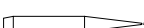







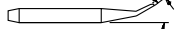








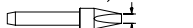
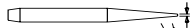

For a complete listing of all PACE tips call 1-888-535-PACE (7223)

or visit our website at [www.paceworldwide.com](http://www.paceworldwide.com)

DESCRIPTION	SIZE	PART NUMBERS	
<b>Tips for PS-80 Soldering Iron</b>			
	1/16" Chisel (high capacity)	1.60mm (0.063")	1121-0414-P5
	1/64" Conical	0.40mm (0.016")	1121-0357-P5
	1/64" Sharp Conical	0.40mm (0.016")	1121-0829-P5
	1/64" Sharp Bent Conical	0.40mm (0.016")	1121-0830-P5
	1/64" Sharp Conical, Extended Reach	0.40mm (0.016")	1121-0831-P5
	1/64" Sharp Bent Conical, Extended Reach	0.40mm (0.016")	1121-0832-P5
	1/128" Conical	0.20mm (0.008")	1121-0711-P5
	1/32" Conical	0.80mm (0.031")	1121-0336-P5
	1/16" Chisel	1.60mm (0.063")	1121-0335-P5
	1/16" Chisel Long Reach	1.60mm (0.063")	1121-0499-P5
	1/8" Chisel	3.20mm (0.125")	1121-0337-P5
	1/32" Chisel	0.80mm (0.031")	1121-0359-P5
	3/32" Chisel	2.40mm (0.094")	1121-0360-P5
	1/16" Chisel, Extended Reach	1.60mm (0.063")	1121-0533-P5
	1/64" Conical, Extended Reach	0.40mm (0.016")	1121-0528-P5
	1/64" Bent Conical	0.40mm (0.016")	1121-0363-P5
	1/64" Bent Conical	0.40mm (0.016")	1121-0828-P5
	1/32" Conical, Extended Reach	0.80mm (0.031")	1121-0527-P5
	3/16" Chisel	4.80mm (0.188")	1121-0358-P5
	1/16" Chisel (MicroFine)	1.60mm (0.063")	1121-0349-P5
	1/16" Chisel, Thermo-Drive	1.60mm (0.063")	1121-0510-P5
	1/32" Bent Chisel	0.80mm (0.031")	1121-0361-P5
	1/8" Chisel, Thermo-Drive	3.20mm (0.125")	1121-0518-P5
	3/32" Chisel, Extended Reach	2.40mm (0.094")	1121-0529-P5
	1/64" Bent Conical	0.40mm (0.016")	1121-0535-P5
	1/128" Thermo-Drive Conical	0.20mm (0.008")	1121-0825-P5
	1/16" Bent Chisel, Long Reach	1.60mm (0.063")	1121-0500-P5
	1/64" Conical, Thermo-Drive	0.40mm (0.016")	1121-0516-P5
	1/32" Conical, Thermo-Drive	0.80mm (0.031")	1121-0710-P5
	1/64" Bent Conical, Thermo-Drive	0.40mm (0.016")	1121-0526-P5
	3/64" Bent Chisel, Thermo-Drive	1.20mm (0.047")	1121-0525-P5
	Single-Sided Chisel, Fine Pitch	1.50mm (0.06")	1121-0563-P5
	Angled Mini-Wave	3.30mm (0.13")	1121-0822-P5
	Angled Mini-Wave, Fine Pitch	1.80mm (0.07")	1121-0564-P5
	Angled Mini-Wave	2.40mm (0.09")	1121-0610-P5
	Single-Sided Chisel	3.30mm (0.13")	1121-0406-P5
	Mini-Wave	3.30mm (0.13")	1121-0490-P5
	Flat Blade	6.60mm (0.25")	1121-0402-P1
	Flat Blade	10.2mm (0.40")	1121-0305-P5

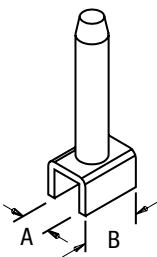
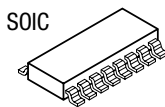
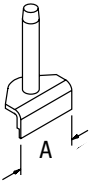
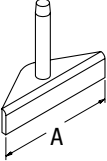
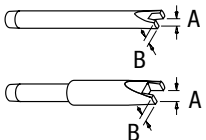

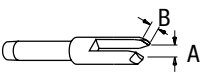

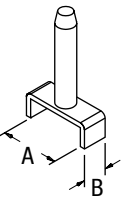
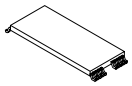
# Tips

## SensaTemp Handpiece Tips

DESCRIPTION	SIZE	PART NUMBERS	
<b>PS-80 Long Life Tips (continued)</b>			
	1/16" Chisel High Capacity	1.60mm (0.063")	1121-0606-P5
	1/32" Conical	0.80mm (0.031")	1121-0639-P5
	1/64" Conical	0.40mm (0.016")	1121-0607-P5
	1/16" Chisel Long Reach	1.60mm (0.063")	1121-0640-P5
	1/8" Chisel	3.20mm (0.125")	1121-0641-P5
	1/16" Chisel	1.60mm (0.063")	1121-0642-P5
	1/32" Chisel	0.80mm (0.031")	1121-0643-P5
	3/32" Chisel	2.40mm (0.094")	1121-0644-P5
	1/16" Chisel, Extended Reach	1.60mm (0.063")	1121-0645-P5
	1/16" Bent Chisel, Long Reach	1.60mm (0.063")	1121-0646-P5
	Mini-Wave	3.30mm (0.13")	1121-0608-P5
	Single Sided Chisel	3.30mm (0.13")	1121-0647-P5
	Angled Mini Wave	2.40mm (0.09")	1121-0648-P5
	1/16" Chisel (MicroFine)	1.60mm (0.063")	1121-0649-P5
	3/16" Chisel	4.80mm (0.188")	1121-0650-P5
	1/32" Bent Chisel	0.80mm (0.031")	1121-0651-P5
	Flat Blade, 1/4"	6.60mm (0.25")	1121-0652-P1
	1/8" Chisel, Thermo-Drive	3.20mm (0.125")	1121-0653-P5
	1/32" Conical, Extended Reach	0.80mm (0.031")	1121-0654-P5
	1/64" Bent Conical	0.40mm (0.016")	1121-0655-P5
	Single-Sided Chisel, Fine Pitch	1.50mm (0.06")	1121-0656-P5
	Angled Mini Wave, Fine Pitch	1.80mm (0.07")	1121-0657-P5

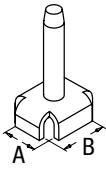

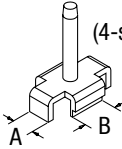
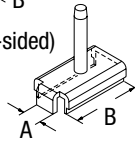
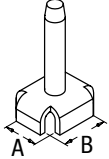

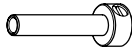
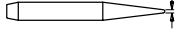
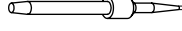




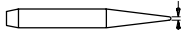
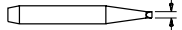
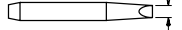

# Surface Mount Removal Tips

## SensaTemp Handpiece Tips

TIPS (and Application)	DESCRIPTION	TIP SIZE A x B	PART NUMBERS
 <p>Application</p> 	<b>PS-80, IR-70 Soldering Irons / Surface Mount Removal Tips</b>		
	SOIC - 8 (JEDEC)	5.05mm x 5.08mm (0.199" x 0.200")	1121-0390-P1
	SOIC - 8 (EIAJ)	4.83mm x 6.25mm (0.190" x 0.246")	1121-0438-P1
	SOIC - 14 (JEDEC)	5.05mm x 8.99mm (0.199" x 0.354")	1121-0391-P1
	SOIC - 14 (EIAJ)	5.56mm x 9.14mm (0.219" x 0.360")	1121-0377-P1
	SOIC - 16 (JEDEC)	5.05mm x 10.2mm (0.199" x 0.404")	1121-0392-P1
	SOIC - 16 (EIAJ)	7.42mm x 9.91mm (0.292" x 0.390")	1121-0439-P1
	SOIC - 16 (JEDEC)	9.37mm x 10.7mm (0.369" x 0.423")	1121-0393-P1
	SOIC - 20 (JEDEC)	9.37mm x 13.3mm (0.369" x 0.522")	1121-0394-P1
	SOIC - 20 (EIAJ)	6.83mm x 13.0mm (0.269" x 0.510")	1121-0378-P1
	SOIC - 24 (JEDEC)	9.37mm x 15.8mm (0.369" x 0.624")	1121-0395-P1
	SOIC - 24 (EIAJ)	10.6mm x 15.0mm (0.416" x 0.590")	1121-0441-P1
	SOIC - 28 (JEDEC)	9.37mm x 18.4mm (0.369" x 0.723")	1121-0396-P1
	SOIC - 28 (EIAJ)	10.6mm x 17.5mm (0.416" x 0.690")	1121-0442-P1
 <p>Flat Blade Tip</p>  <p>Flat Blade Tip</p>	A = 7.6mm (0.3")	1121-0512-P1	
	A = 10.2mm (0.4")	1121-0514-P1	
	A = 12.7mm (0.5")	1121-0473-P1	
	A = 17.8mm (0.7")	1121-0416-P1	
	A = 20.3mm (0.8")	1121-0497-P1	
	A = 25.4mm (1.0")	1121-0448-P1	
 <p>Chip Component</p> 	2.36mm x 2.03mm (0.093" x 0.080")	1121-0302-P1	
	3.56mm x 2.03mm (0.14" x 0.08")	1121-0303-P1	
 <p>SOT-23</p> 	1.6mm x 3.05mm (0.063" x 0.12")	1121-0304-P1	
 <p>TSOP</p>  <p>(Thin Small Outline Pkg.)</p>	12.7mm x 8.1mm (0.50" x 0.32")	1121-0508-P1	
	15.2mm x 6.4mm (0.60" x 0.25")	1121-0389-P1	
	19.333mm x 8.1mm (0.76" x 0.32")	1121-0403-P1	
	19.3mm x 9.9mm (0.76" x 0.39")	1121-0509-P1	
	19.3mm x 14.2mm (0.76" x 0.56")	1121-0534-P1	







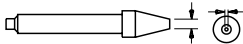



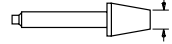
# Tips

## SensaTemp Handpieces Tips

TIPS	DESCRIPTION (suggested application)	TIP SIZE A x B	PART NUMBERS
 <p>Application</p>  <p>Socket</p>	<b>PS-80, IR-70 Soldering Irons / Surface Mount Removal Tips</b>		
	PLCC-20 Socket	8.6mm x 8.6mm (0.34" x 0.34")	1121-0511-P1
	PLCC-28 Socket	11.4mm x 11.4mm (0.45" x 0.45")	1121-0481-P1
	PLCC-32 Socket	14.0mm x 11.4mm (0.55" x 0.45")	1121-0429-P1
	PLCC-44 Socket	16.5mm x 16.5mm (0.65" x 0.65")	1121-0430-P1
	PLCC-52 Socket	19.1mm x 19.1mm (0.75" x 0.75")	1121-0431-P1
	PLCC-68 Socket	24.1mm x 24.1mm (0.95" x 0.95")	1121-0432-P1
PLCC-84 Socket	29.2mm x 29.2mm (1.15" x 1.15")	1121-0482-P1	
 <p>Application</p>  <p>SOJ/SIMMS</p>	SOJ/SIMMS-18 (4-sided)	5.0mm x 7.8mm (0.20" x 0.31")	1121-0458-P1
	SOJ/SIMMS-20/24 (2-sided)	7.62mm x 17.3mm (0.30" x 0.68")	1121-0460-P1
 <p>Application</p>  <p>small PQFP</p>	PQFP-32	8.4mm x 8.4mm (0.33" x 0.33")	1121-0443-P1
	PQFP-44/56	11.7mm x 11.7mm (0.46" x 0.46")	1121-0445-P1
	PQFP-44	11.7mm x 12.7mm (0.46" x 0.5")	1121-0446-P1
<b>Tips for SP-1A, IR-65A, IR-55A, and IR-25 Handpieces</b>			
	ADAPTIP	Allows 3.17mm (1/8") tips to be used in PS-80/IR-70 Soldering Irons.	1360-0083-P1 1360-0083-P5
	1/32" Conical	0.80mm (1/32") 50.8mm (2") long	1121-0132-P5
	1/32" Conical (Micro Fine)	0.80mm (1/32") 50.8mm (2") long	1121-0339-P5
	1/32" Conical (High Capacity)	0.80mm (1/32") 50.8mm (2") long	1121-0340-P5
	1/16" Chisel	1.6mm (1/16") 50.8mm (2") long	1121-0131-P5
	1/8" Chisel	3.2mm (1/8") 50.8mm (2") long	1121-0130-P5
	3/32" Single Sided Chisel	2.4mm (3/32") 50.8mm (2") long	1121-0238-P5
<b>Tips with 1/8" shank diameter</b>			
	1/32" Conical	0.80mm (1/32") 42mm (1.65") long	1121-0503-P5
	1/16" Chisel	1.6mm (1/16") 42mm (1.65") long	1121-0502-P5
	1/8" Chisel	3.2mm (1/8") 42mm (1.65") long	1121-0501-P5
	3/32" Single Sided Chisel	1.6mm (1/16") 42mm (1.65") long	1121-0504-P5

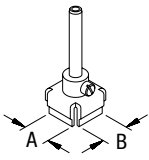

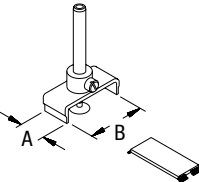
**Tip Selection:** One of the most important aspects for successful solder removal is the selection of the proper size tip. There are several points to keep in mind.

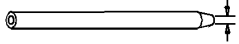

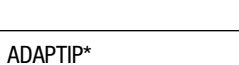
1. The Inside Diameter (I.D.) of the tip must be large enough to fit over the lead, while providing sufficient room so that air and solder can be drawn through the tip.
2. The Outside Diameter (O.D.) of the tip must be slightly smaller than the diameter of the pad to prevent tip contact to the board laminate and minimize the possibility of damage.

TIPS	DESCRIPTION	DIAMETER	PART NUMBERS
<b>Endura Desoldering Tips for the SX-80 and SX-70</b>			
	Thermo-Drive	0.76mm (0.030") I.D. X 2.03mm (0.080") O.D.	1121-0625-P5
	Thermo-Drive	1.02mm (0.040") I.D. X 2.29mm (0.090") O.D.	1121-0624-P5
	Thermo-Drive	1.52mm (0.060") I.D. X 3.05mm (0.120") O.D.	1121-0626-P5
	Thermo-Drive	2.29mm (0.090") I.D. X 5.1mm (0.200") O.D.	1121-0627-P5
	Thermo-Drive, Flathead	(0.050") x (0.090") I.D. X (0.110") x (0.190") O.D.	1121-0821-P5
	Extended Reach Thermo-Drive	0.76mm (0.030") I.D. X 2.29mm (0.090") O.D.	1121-0628-P5
	Extended Reach Thermo-Drive	1.02mm (0.040") I.D. X 2.54mm (0.10") O.D.	1121-0629-P5
	Extended Reach Thermo-Drive	1.52mm (0.060") I.D. X 3.05mm (0.120") O.D.	1121-0630-P5
	Precision	0.50mm (0.020") I.D. X 1.79mm (0.070") O.D.	1121-0680-P5
	Precision	0.76mm (0.030") I.D. X 2.03mm (0.080") O.D.	1121-0678-P5
	Precision	1.02mm (0.040") I.D. X 2.29mm (0.090") O.D.	1121-0679-P5
	Precision	1.52mm (0.060") I.D. X 2.79mm (0.110") O.D.	1121-0690-P5
	Precision	2.29mm (0.090") I.D. X 3.55mm (0.140") O.D.	1121-0695-P5
	Flo-D-Sodr	1.52mm (0.060") I.D. X 4.78mm (0.188") O.D.	1121-0631-P5
	Flo-D-Sodr, Precision	0.50mm (0.020") I.D. X 1.78mm (0.070") O.D.	1121-0681-P5
	Flo-D-Sodr, Precision	0.76mm (0.030") I.D. X 2.03mm (0.080") O.D.	1121-0682-P5
	Flo-D-Sodr, Precision	1.02mm (0.040") I.D. X 2.29mm (0.090") O.D.	1121-0683-P5
<b>SX-70 Thermo-Drive Desoldering Tip (Cannot be used in the SX-80)</b>			
	Tip (3/16" Shank Diameter)	0.76mm (0.030") I.D. x 1.52mm (0.060") O.D.	1121-0367-P5
		1.02mm (0.040") I.D. x 1.78mm (0.070") O.D.	1121-0342-P5
		1.52mm (0.060") I.D. x 2.54mm (0.100") O.D.	1121-0368-P5
		2.29mm (0.090") I.D. x 4.8mm (0.190") O.D.	1121-0507-P5
<b>SX-70 Extended Reach Thermo-Drive Desoldering Tip (Cannot be used in the SX-80)</b>			
	Tip (3/16" Shank Diameter)	0.76mm (0.030") I.D. x 1.91mm (0.075") O.D.	1121-0505-P5
		1.02mm (0.040") I.D. x 2.16mm (0.085") O.D.	1121-0494-P5
		1.52mm (0.060") I.D. x 2.69mm (0.106") O.D.	1121-0506-P5
<b>SX-70 Long-Life Desoldering Tips (Cannot be used in the SX-80)</b>			
	Tip (3/16" Shank Diameter)	0.76mm (0.030") I.D. x 1.91mm (0.075") O.D.	1121-0462-P5
		1.02mm (0.040") I.D. x 2.16mm (0.085") O.D.	1121-0463-P5
		1.52mm (0.060") I.D. x 2.69mm (0.106") O.D.	1121-0464-P5
<b>SX-70 Flo-D-Sodr Tips (Cannot be used in the SX-80)</b>			
	Tips (3/16" Shank Diameter)	1.52mm (0.060") I.D. x 4.77mm (0.188") O.D.	1121-0369-P5
	Long-Life Tip	1.52mm (0.060") I.D. x 4.98mm (0.196") O.D.	1121-0465-P5

# Sodr-X-Tractor Tips

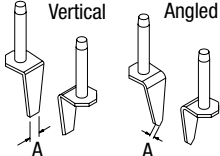

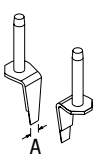
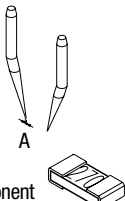
## SensaTemp Handpiece Tips

TIPS	DESCRIPTION	TIP SIZE A X B	PART NUMBERS
<b>SX-80 and SX-70 Surface Mount Removal Pik-Tips</b>			
	TQFP-28	8.2mm x 8.2mm (0.322" x 0.322")	1121-0571-P1
	TQFP-32	8.7mm x 8.7mm (0.344" x 0.344")	1121-0572-P1
	TQFP-52	12.0mm x 12.0mm (0.472" x 0.472")	1121-0573-P1
	TQFP-40	12.0mm x 12.0mm (0.472" x 0.472")	1121-0574-P1
	TQFP-80	13.2mm x 13.2mm (0.520" x 0.520")	1121-0575-P1
	TQFP-80/100	15.3mm x 15.3mm (0.604" x 0.604")	1121-0576-P1
	TQFP-144	21.6mm x 21.6mm (0.85" x 0.85")	1121-0604-P1
	TQFP-112	22.1mm x 22.1mm (0.87" x 0.87")	1121-0605-P1
	PQFP-80/100	16.8mm x 22.9mm (0.66" x 0.90")	1121-0603-P1
	TSOP-28	8.1mm x 12.7mm (0.320" x 0.500")	1121-0567-P1
	TSOP-32	8.1mm x 19.3mm (0.320" x 0.760")	1121-0566-P1
	TSOP-40	9.9mm x 19.3mm (0.390" x 0.760")	1121-0568-P1
	TSOP-56	14.2mm x 19.3mm (0.560" x 0.760")	1121-0569-P1

DESCRIPTION	DIAMETER	PART NUMBERS
<b>Micro Tips for SX-65A/55A/55 60 Watt/40A Handpieces</b>		
3.175mm (1/8") O.D.	0.76mm (0.030")	1121-0253-P5
	0.76mm (0.030") - Thin Wall	1121-0485-P5
	1.02mm (0.040")	1121-0254-P5
	1.02mm (0.040") - Thin Wall	1121-0486-P5
	1.52mm (0.060")	1121-0255-P5
	0.76mm (0.030")	1121-0261-P5
	1.02mm (0.040")	1121-0262-P5
	1.52mm (0.060")	1121-0267-P5
	ADAPTIP*	*Allows all 3.175mm (1/8") shank Micro Tips to be used with the SX-70 Sodr-X-Tractor.

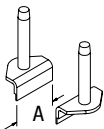
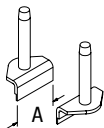
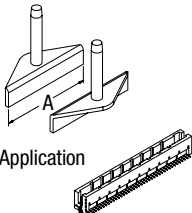
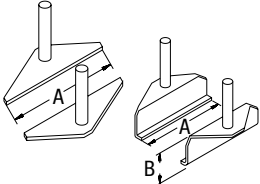
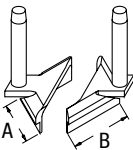

DESCRIPTION	I. D. NOMINAL		O. D. REFERENCE		PART NUMBERS
<b>Super Tips for SX-25/SX-25V/SX-20 Sodr-X-Tractors only</b>					
	in.	mm	in.	mm	
	0.020	0.51	0.053	1.34	1121-0213-P25
	0.030	0.76	0.080	2.03	1121-0214-P25
	0.030	0.76	0.070	1.78	1121-0480-P25
	0.040	1.02	0.080	2.03	1121-0215-P25
	0.040	1.02	0.070	1.78	1121-0479-P25
	0.050	1.27	0.085	2.16	1121-0216-P25
	0.060	1.52	0.104	2.64	1121-0217-P25
	0.090	2.29	0.125	3.17	1121-0091-P25

## SensaTemp Handpieces Tips

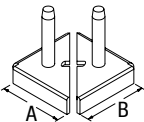


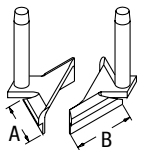
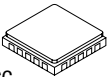
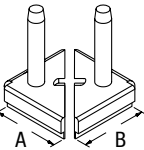
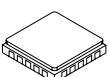
TIPS	DESCRIPTION	TIP SIZE	PART NUMBERS
<b>Tips for TT-65 Handpiece</b>			
 <p>Vertical      Angled</p>	Surface Mount Component Removal Tips		
	Chip Component (vertical)	A=0.76mm (0.03")	1121-0398-P1
	Chip Component (vertical)	A=2.0mm (0.08")	1121-0313-P1
	Chip Component (vertical)	A=4.1mm (0.16")	1121-0399-P1
<p>Standard Wall: Thickness = 1.3mm (0.050")</p>	Chip Component (vertical) Small SOIC	A=6.4mm (0.25")	1121-0401-P1
<p>Application Chip Component</p> 	45° Angled Chip Component	A=2.54mm (0.10")	1121-0436-P1
	Thin-Walled Chip Component (vertical)	A=0.76mm (0.03")	1121-0520-P1
	Thin-Walled Chip Component (vertical)	A=2.0mm (0.08")	1121-0521-P1
	Thin-Walled Chip Component (vertical)	A=4.1mm (0.16")	1121-0522-P1
<p>Thin-Wall: Thickness = 0.43mm (0.017")</p>	Thin-Walled Chip Component and Small SOIC (vertical)	A=6.4mm (0.25")	1121-0523-P1
<p>Application Chip Component</p> 	1/64" Angled Fine Point Conical Chip Component	A=0.43mm (0.017")	1121-0517-P1

# ThermoTweez Tips

## SensaTemp Handpieces Tips

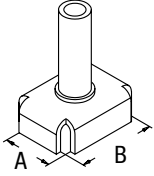
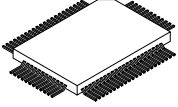
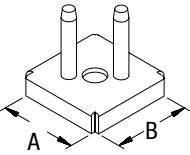
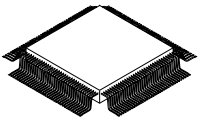
TIPS	DESCRIPTION	TIP SIZE A x B	PART NUMBERS
	<b>Tips for TT-65 Handpiece</b> <b>Surface Mount Component Removal Tips</b> Narrow-body connectors, and SOIC Components	A=7.6mm (0.3") A=10.2mm (0.4")	1121-0512-P1 1121-0514-P1
 <p>Application</p>	SOIC, SOJ, SIMMs Component	A=12.7mm (0.5") A=17.8mm (0.7") A=20.3mm (0.8") A=25.4mm (1.0")	1121-0473-P1 1121-0416-P1 1121-0497-P1 1121-0448-P
 <p>Application</p>	Surface Mount Connectors	A=31.8mm (1.25") A=38.1mm (1.5") Protective Guard A=50.8mm (2.0") Protective Guard	1121-0495-P1 1121-0475 -P1 3018-0056-01 1121-0477-P1 3018-0056-02
 <p>Application</p>	PCMCIA Connector	A=44.5mm (1.75") A=44.5mm (1.75") B=12.7mm (0.5")	1121-0545-P1 1121-0547-P1
 <p>Application</p>  <p>QFP</p>	<b>QFP Removal Tips</b> PQFP-80/100 TQFP-100 TQFP-80/100 Wall thickness = 0.635mm (0.025") on these three tips	16.8mm x 22.9mm (0.66" x 0.90") 13.2mm x 13.2mm (0.52" x 0.52") 11.2mm x 11.2mm (0.4" x 0.44")	1121-0560-P1 1121-0540-P1 1121-0542-P1

## SensaTemp Handpieces Tips

TIPS	DESCRIPTION	TIP SIZE A x B	PART NUMBERS
<p><b>Tips for TT-65 Handpiece</b></p> <p>PLCC/PQFP Removal Tips</p>			
 <p>Standard Wall: Thickness = 1.3mm (0.050")</p> <p>Application</p> <p>PLCC </p> <p><i>The ThermoTweez can also remove leadless components (LCCCs) if sized correctly.</i></p> <p>PQFP </p>	PLCC-18	8.64mm x 5.84mm (0.34" x 0.23")	1121-0314-P1
	PLCC-20	6.86mm x 6.86mm (0.27" X 0.27")	1121-0316-P1
	PLCC-28	9.4mm x 9.4mm (0.37" x 0.37")	1121-0317-P1
	PLCC-28R	12.4mm x 7.4mm (0.49" x 0.29")	1121-0492-P1
	PLCC-32	12.2mm x 9.65mm (0.48" x 0.38")	1121-0352-P1
	PLCC-44, PQFP-84	14.5mm x 14.5mm (0.57" x 0.57")	1121-0318-P1
	PLCC-52, PQFP-100	17.0mm x 17.0mm (0.67" x 0.67")	1121-0319-P1
	PLCC-68, PQFP-132	21.9mm x 21.9mm (0.86" x 0.86")	1121-0320-P1
	PLCC-84, PQFP-160	26.9mm x 26.9mm (1.06" x 1.06")	1121-0321-P1
	PLCC-100	33.3mm x 33.3mm (1.31" x 1.31")	1121-0405-P1
PQFP-304	41.7mm x 41.7mm (1.64" x 1.64")	1121-0491-P1	
<p><b>Thin-Walled Surface Mount Removal Tips</b></p> <p>Removal Tips for Motorola Pager LCCC Packages</p>			
 <p>Application</p> <p>LCCC </p>		6.6mm x 6.6mm (0.26" x 0.26")	1121-0417-P1
		7.11mm x 7.11mm (0.28" x 0.28")	1121-0419-P1
	and small, Fine-Pitch PQFPs	7.87mm x 7.87mm (0.31" x 0.31")	1121-0421-P1
		8.13mm x 8.13mm (0.32" x 0.32")	1121-0423-P1
	Wall thickness=0.025" (standard height= 0.275")	9.16mm x 8.89mm (0.40" x 0.35")	1121-0425-P1
		13.2mm x 13.2mm (0.52" x 0.52")	1121-0427-P1
<p><b>LCCC Removal Tips</b></p> <p>Removal Tips for LCCC Packages</p>			
 <p>Application</p> <p>LCCC </p>		6.6mm x 6.6mm (0.26" x 0.26")	1121-0450-P1
		8.89mm x 6.35mm (0.35" x 0.25")	1121-0452-P1
	and small, Fine-Pitch PQFPs	8.89mm x 8.89mm (0.35" x 0.35")	1121-0454-P1
		21.6mm 21.6mm (0.85" x 0.85")	1121-0455-P1
	Wall thickness = 0.025" (reduced height = 0.2" for high mass boards)		


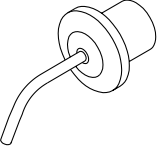
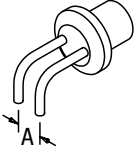
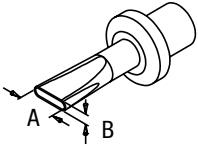
# Tips

## SensaTemp Handpieces Tips

TIPS	DESCRIPTION	TIP SIZE A x B	PART NUMBERS
 <p>Application Flat Pack</p>  <p>Note: The TP-65 ThermoPik requires an SX Tip &amp; Tool Stand.</p>	<b>Tips for TP-65 ThermoPik Handpiece</b>		
	FlatPack Tip	15.5mm x 21.6mm (0.61" x 0.85")	1121-0322-001-P1
	FlatPack Tip	16.8mm x 22.9mm (0.66" x 0.90")	1121-0322-002-P1
	PQFP-68 Tip (bumper pack)	15.7mm x 15.7mm (0.62" x 0.62")	1121-0323-P1
	PQFP-64/80 (non-bumper pack)	15.7mm x 15.7mm (0.62" x 0.62")	1121-0484-P1
	PQFP-84 Tip	18.3mm x 18.3mm (0.72" x 0.72")	1121-0324-P1
	PQFP-100 Tip	20.8mm x 20.8mm (0.82" x 0.82")	1121-0325-P1
	PQFP-132 Tip	25.9mm x 25.9mm (1.02" x 1.02")	1121-0326-P1
	PQFP-144	29.2mm x 29.2mm (1.15" x 1.15")	1121-0456-P1
	PQFP-208	30.0mm x 30.0mm (1.18" x 1.18")	1121-0544-P1
	PQFP-160 Tip	31.0mm x 31.0mm (1.22" x 1.22")	1121-0351-P1
	PQFP-196	36.3mm x 36.3mm (1.43" x 1.43")	1121-0483-P1
 <p>Application</p>  <p>PQFP</p>	<b>Tips for DTP-80 Handpiece</b>		
	PQFP 100	20.8mm x 20.8mm (0.82" x 0.82")	1121-0549-P1
	PQFP 132	25.9mm x 25.9mm (1.02" x 1.02")	1121-0551-P1
	PQFP 144	29.2mm x 29.2mm (1.15" x 1.15")	1121-0553-P1
	PQFP 208	30.0mm x 30.0mm (1.18" x 1.18")	1121-0557-P1
	PQFP 160/208	31.0mm x 31.0mm (1.22" x 1.22")	1121-0552-P1
	PQFP 240	33.8mm x 33.8mm (1.33" x 1.33")	1121-0558-P1
	PQFP 196	36.3mm x 36.3mm (1.43" x 1.43")	1121-0554-P1
	PQFP-304	42.4mm x 42.4mm (1.67" x 1.67")	1121-0593-P1
DESCRIPTION	SIZE	PART NUMBERS	
<b>Vacuum Cups</b>			
Small	4.4mm (0.195")	1121-0382-P5	
Medium	7.62mm (0.300")	1121-0383-P5	
Large	12.7mm (0.500")	1121-0384-P5	
Kit (with 3 cups)	Includes one of each size	6993-0153-P1	

# ThermoJet Tips


## SensaTemp Handpieces Tips

REMOVAL TIPS	DESCRIPTION	TIP SIZE A x B	PART NUMBERS
	<b>Tips for TJ-70 Handpiece</b> Small, Straight, Single Jet Tip	0.060" I.D.	1121-0366-P1
		Small, Curved, Single Jet Tip	0.060" I.D.
	SOT/Chip Component Tip (dual-jet)	A = 3.56mm (0.14")	1121-0329-P1
	SOIC Tip (dual-jet)	A = 4.32mm (0.17")	1121-0330-P1
	SOICL Tip (dual-jet)	A = 9.40mm (0.37")	1121-0331-P1
	Flat End Tip	A = 7.11mm (0.28") B = 1.88mm (0.074")	1121-0365-P1
		A = 6.10mm (0.24") B = 1.88mm (0.074")	1121-0371-P1

# Support Products



Sensatemp  
Accessories



## HS Heat Wave System

DESCRIPTION	PART NUMBERS
<b>HS 200 Heat Wave Convective/Conductive Preheating System</b> Domestic Version	8007-0231
<b>HS 200E Heat Wave Convective/Conductive Preheating System</b> Export Version	8007-0232
<i>Complete Consisting of:</i>	
Power Source (PPS-28E)	(not available separately)
5.5" Heating Plate	1335-0177
Heater Unit Assembly (115V)	6010-0010-01
Heater Unit Assembly (230V)	6010-0090-02
Standard Board Holder (maximum 8" boards)	-----
Heat Shield	1335-0227
PV-65 Pik-Vac Vacuum Wand	7027-0001-P1

## HS 200 / Optional Items and Replacement Parts

DESCRIPTION	PART NUMBERS
<b>Large Board Holder</b> (maximum 18" boards)	6018-0095
5.5" Heating Plate	1335-0177
Flo-Pump assembly	1336-0034-P1
Replacement Heater Assembly (115V)	1283-0087-01
Replacement Heater Assembly (230V)	1283-0087-02
Board Support (bottom side)	6993-0197-P1
Fuse, 1.0A (Domestic Systems only)	1159-0246-P5
Fuse, 0.5A (Export Systems only)	1159-0213-P5
Power Cord	1332-0093
Main Power Switch	1157-0052

## HS 300 / Optional Items and Replacement Parts

DESCRIPTION	PART NUMBERS
<b>HS 300 Pre-Heater</b>	8007-0344
<b>HS 300E Pre-Heater</b>	8007-0345
<i>Complete Consisting of:</i>	
HS 300 Pre-Heater	(not available separately)
Power Cord	(not available separately)
PCB Support Pins (5)	(not available separately)
PCB Holder Pins (4)	(not available separately)
PCB Support Rails (3)	(not available separately)

## HS 100 / Optional Items and Replacement Parts

DESCRIPTION	PART NUMBERS
<b>HS 100 Pre-Heater</b>	8007-0358-P1
<b>HS 100E Pre-Heater</b>	8007-0359-P1
<i>Complete Consisting of:</i>	
HS 100 Pre-Heater	(not available separately)
Power Cord	(not available separately)
External Support (2)	(not available separately)
PCB Support Pins (2)	(not available separately)

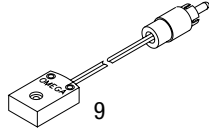
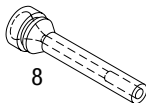
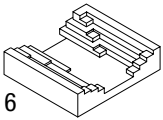
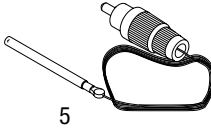
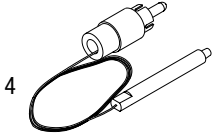
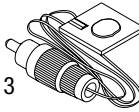
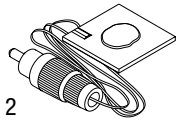
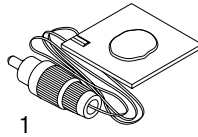
# Support Products

## Process Monitor for Soldering/Desoldering Systems

DESCRIPTION	PART NUMBERS
Process Monitor System Domestic Version	Obsolete
Process Monitor System Export version	Obsolete

## Process Monitor / Replacement Parts and Optional Items

ITEM NUMBERS	DESCRIPTION	PART NUMBERS
1	Load Coupon Assy, 1.25 - for Thermal Performance Tests	7021-0007-P1
2	Load Coupon Assy, 1.00 - for Thermal Performance Tests	7021-0006-P1
3	Load Coupon Assy, .75 - for Thermal Performance Tests	7021-0005-P1
4	Embedded Tip Assy, 4.76mm (3/16") - for Temperature Tests	7021-0004-P1
5	Embedded Tip Assy, 3.18mm (1/8") - for Temperature Tests	7021-0003-P1
6	Load Coupon Holder	1500-0011
7	PC Board Probe, 50.8mm (2") - for EOS/ESD Tests	1200-0130-P5
8	Beaded Thermocouple Wire Assy	1332-0165-P1
9	Replacement Vacuum Fitting	1140-0036
	RCA to Omega-style (K-type) Thermocouple Adapter	1332-0164-P1
	x100 Attenuator Test Probe Board	6020-0081-P1
	Soft Touch Thermocouple Wand Handle	1119-0081
	PM DataStore Software Package with cable (MS-DOS 3.5", 720Kb diskette)	6993-0163
	Banana Plug Patch Cord, 609.60mm (24")	1332-0166
	AC Adapter (220 VAC)	7019-0005
	PCB Assembly, Display, PPM100E	6020-0077
	PCB Assembly, Main, PPM 100E	6020-0078



# Support Products

## ThermoBond Cir-Kits



### ITEM DESCRIPTION

### PART NUMBERS

#### ThermoBond Cir-Kit, Surface Mount Version

**6993-0176**

*Complete Consisting of:*

**ThermoBond Frames** (solder plated on one side):  
 Chip Resistor/Capacitor  
 Inductors, MELFs, Tantalum Capacitors  
 SOTs  
 SOICs, TSOPs  
 PLCCs, LCCCs, SOJs, Ceramic QFPs, Basic Cir-Kit Material  
 and Dry Film Adhesive for Custom Shaping/Cutting  
 PQFPs

ThermoBond Cir-Kit Frames pictured on page 37  
 1200-0147-01  
 1200-0148-01  
 1200-0149-01  
 1200-0150-01  
 1200-0151-01  
 1200-0152-01

*Other Accessories:*

Abrasive Stick, 1 piece  
 Kapton Tape, 12.7mm (0.5") x 76.2mm (3.0"), 10 pieces  
 Provis Kit (for cutting and scraping)  
 Fine Angled Tweezers  
 Cutting Board  
 ThermoBond Tips

See spare parts on page 39  
 See spare parts on page 39  
 7016-0003-P1  
 1100-0043  
 1143-0009  
 ThermoBond Tips Part Numbers on page 38

#### ThermoBond Cir-Kit, Thru-Hole Version

**6993-0179**

*Complete Consisting of:*

**ThermoBond Frames** (solder plated on one side):  
 Straight Run  
 Fine Traces  
 Variety Frame  
 Track Pad  
 DIP Pad 1200-0163-01

ThermoBond Cir-Kit Frames pictured on page 37  
 1200-0158-01  
 1200-0159-01  
 1200-0160-01  
 1200-0161-01

**Lap/Trace Frames** (solder plated on both sides):  
 Straight Run  
 Fine Traces

ThermoBond Cir-Kit Frames pictured on page 37  
 1200-0164-01  
 1200-0165-01

*Other Accessories:*

Eyelets and Funnelets (#s 4, 5, 6, 8, 10, 21)  
 Abrasive Stick, 1 piece  
 Kapton Tape, 12.7mm (0.5") x 76.2mm (3.0"), 10 pieces  
 Fine Angled Tweezers  
 Cutting Board  
 Upper Setting Tool  
 Setting Tool Guide  
 Lower Setting Tool, Funnelet  
 Support Tool Base  
 Provis Kit (for cutting and scraping)  
 ThermoBond Tips

Eyelets and Funnelets Part Numbers on page 40  
 See spare parts on page 39  
 See spare parts on page 39  
 1100-0043  
 1143-0009  
 6000-0051  
 6000-0054  
 1132-0017  
 1321-0054  
 7016-0003-P1  
 ThermoBond Tips Part Numbers on page 39


# Support Products

## ThermoBond Cir-Kits

ITEM DESCRIPTION	PART NUMBERS
<b>ThermoBond Cir-Kit, Combo SMT/Thru-Hole Version</b>	<b>6993-0180</b>
(A Selection for Mixed Technology Repairs)	
<i>Complete Consisting of:</i>	
<b>ThermoBond Frames</b> (solder plated on one side):	ThermoBond Cir-Kit Frames pictured on page 37
Chip Resistor/Capacitor	1200-0147-01
SOICs, TSOPs	1200-0150-01
PLCCs, LCCCs, SOJs, Ceramic QFPs, Basic Cir-Kit Material and Dry Film Adhesive for Custom Shaping/Cutting	1200-0151-01
Straight Run	1200-0158-01
Fine Traces	1200-0159-01
Track Pad	1200-0161-01
<b>Lap/Trace Frames</b> (solder plated on both sides):	ThermoBond Cir-Kit Frames pictured on page 37
Fine Traces	1200-0165-01
<i>Other Accessories:</i>	
Eyelets and Funnelets (#'s 4, 5, 6, 8, 10)	Eyelets and Funnelets Part Numbers on page 40
Abrasive Stick, 1 piece	See spare parts on pages 39
Kapton Tape, 12.7mm (0.5") x 76.2mm (3.0"), 10 pieces	See spare parts on page 39
Fine Angled Tweezers	1100-0043-P1
Cutting Board	1143-0009
Upper Setting Tool	6000-0051
Setting Tool Guide	6000-0054
Lower Setting Tool, Funnelet	1132-0017-P1
Support Tool Base	1321-0054
Provis Kit (for cutting and scraping)	7016-0003-P1
ThermoBond Tips	ThermoBond Tips Part Numbers on page 38
<b>ThermoBond Cir-Kit, Edge Connector Version</b>	<b>6993-0182</b>
<i>Complete Consisting of:</i>	
<b>ThermoBond Frames</b> (solder plated on one side):	ThermoBond Cir-Kit Frames pictured on page 37
Edge Connector (gold plated)	1200-0162-02
<b>Lap/Trace Frames</b> (solder plated on both sides):	ThermoBond Cir-Kit Frames pictured on page 37
Straight Run	1200-0164-03
<i>Other Accessories:</i>	
Abrasive Stick, 1 piece	See spare parts on page 39
Kapton Tape, 12.7mm (0.5") x 76.2mm (3.0"), 10 pieces	See spare parts on page 39
Fine Angled Tweezers	1100-0043-P1
Cutting Board	1143-0009
Provis Kit (for cutting and scraping)	7016-0003-P1
ThermoBond Tips	ThermoBond Tips Part Numbers on page 38


# ThermoBond Cir-Kit Frames

1200-0147




Chip Resistor/Capacitor

1200-0148




Inductors, MELFS,  
Tantalum Capacitors

1200-0149




SOTs

1200-0150




SOICs, TSOPs

1200-0151




PLCCs, LCCCs, Ceramic QFPs

1200-0152




PQFPs

1200-0158



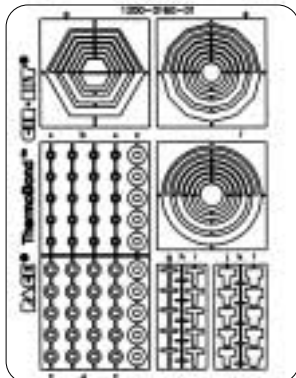
Straight Run  
Lap Lace Version  
(1200-0164)

1200-0159




Fine Traces  
Lap Lace Version  
(1200-0165)

1200-0160




Variety Frame

1200-0161




Track Pad

1200-0162



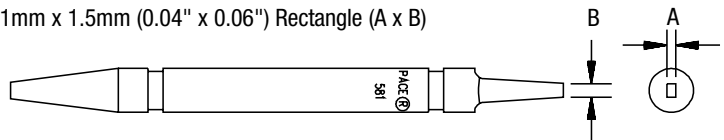
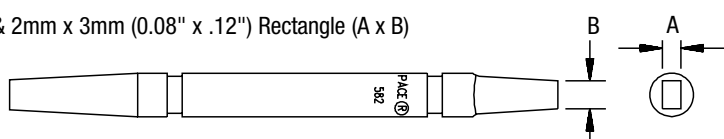
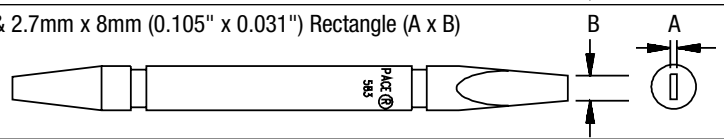
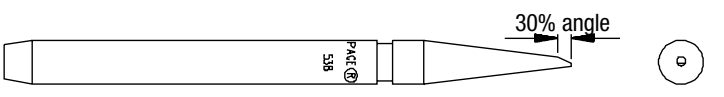
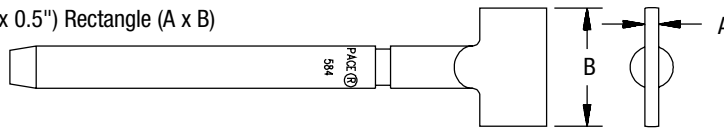
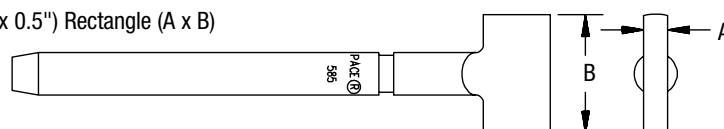
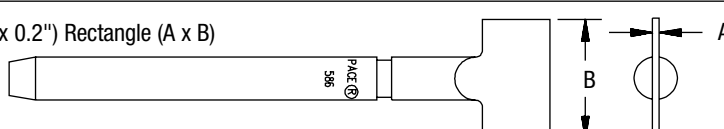
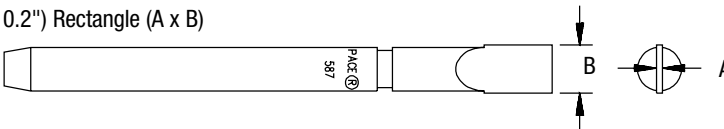
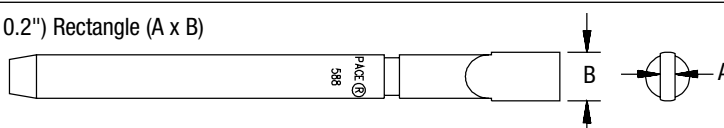
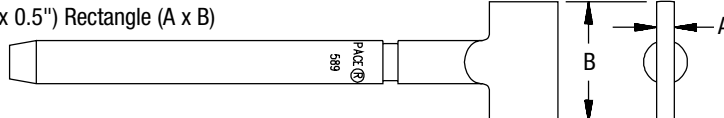
Edge Connector  
(Gold Plated)

1200-0163



Dip Pad

# ThermoBond Tips


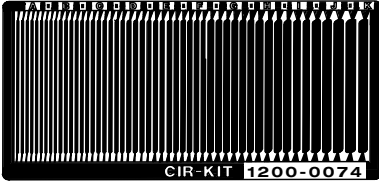
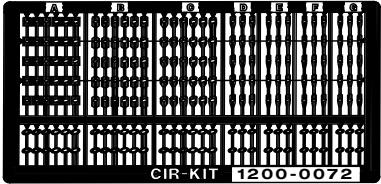
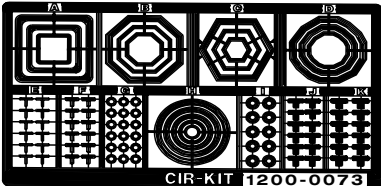
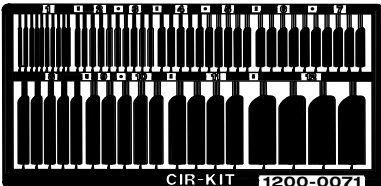
DESCRIPTION	PART NUMBERS
<b>Double Sided Tips</b>	
1.8mm (0.07") diameter & 1mm x 1.5mm (0.04" x 0.06") Rectangle (A x B) 	1121-0581-P1
3.2mm (0.125") diameter & 2mm x 3mm (0.08" x .12") Rectangle (A x B) 	1121-0582-P1
2.4mm (0.096") diameter & 2.7mm x 8mm (0.105" x 0.031") Rectangle (A x B) 	1121-0583-P1
<b>Single Sided Tips</b>	
30 Degree Ellipse 	1121-0538-P1
1.6mm x 12.7mm (0.062" x 0.5") Rectangle (A x B) 	1121-0584-P1
2.8mm x 12.7mm (0.110" x 0.5") Rectangle (A x B) 	1121-0585-P1
0.8mm x 12.7mm (0.025" x 0.2") Rectangle (A x B) 	1121-0586-P1
0.6mm x 5.1mm (0.062" x 0.2") Rectangle (A x B) 	1121-0587-P1
1.6mm x 5.1mm (0.062" x 0.2") Rectangle (A x B) 	1121-0588-P1
1.9mm x 12.7mm (0.077" x 0.5") Rectangle (A x B) 	1121-0589-P1

# Support Products

## Non-Thermobond Cir-Kits / Replacement Parts

DESCRIPTION	PART NUMBERS
<b>ThermoBond Cir-Kit, Combo SMT/Thru-Hole Version</b>	
Abrasive Stick	1129-0014-P10
Setting Tool Assembly, Upper Setting Tool	6000-0051
Setting Tool Guide	6000-0054
Support Tool, Lower Setting Tool	1132-0017
Support Tool Base	1321-0054
Edge Connector Clamp Assembly	6000-0130
Bonding Kit	6999-0005
Kapton Tape, 12.7mm (0.5") x 76.2mm (3.0") 25 pieces	1289-0016-01-P25

## Non-ThermoBond Cir-Kit Frames / Optional Items and Replacement Parts

ITEM	DESCRIPTION	PART NUMBERS
 <p>CIR-KIT 1200-0070</p> <p>Track Pad Frame, (Selector Type)</p>	<p>Track Pad Frame, (Selector Type)</p> <p>Trak-Pad Frame, choice of one size A, B, C, D, E, G, H, K, M, O, P, S, W, X, Y</p>	<p>1200-0070</p> <p>1200-0011 (letter size)</p>
 <p>CIR-KIT 1200-0074</p> <p>Straight Run Frame</p>	<p>Straight Run Frame</p> <p>Fine-Traces Frame</p>	<p>1200-0074</p> <p>1200-0118</p>
 <p>CIR-KIT 1200-0072</p> <p>DIP Pad Frame</p>	<p>Dip Pad Frame</p>	<p>1200-0072</p>
 <p>CIR-KIT 1200-0073</p> <p>Variety Frame (Angles, T's, Pads)</p>	<p>Variety Frame (Angles, T's, Pads)</p>	<p>1200-0073</p>
 <p>CIR-KIT 1200-0071</p> <p>Edge Connector Frame</p>	<p>Edge Connector Frame</p> <p>ThermoBond Tip for use with the PS-80</p>	<p>1200-0071</p> <p>See previous page 38</p>

\* These Frames do not have a dry-film adhesive backing.

# Accessories

## Eyelets and Funnelets – Cross Reference to Drills and Ball Mills


DESCRIPTION	BOARD THICKNESS	BARREL O. D.	LENGTH UNDER FLANGE	BARREL I. D.	FLANGE DIA.	PART NUMBER	BALL MILL/ DRILLS PART NUMBER
<b>Eyelets and Funnelets -Cross Referenced to Drills and Ball Mills</b>							
1) Funnelet	0.79mm (1/32")	0.97mm (.038")	0.74mm (.029")	1.19mm (.047")	1.65mm (.065")	1347-0001	1112-0010
2) Funnelet	1.59mm (1/16")	1.52mm (.060")	1.22mm (.048")	2.24mm (.088")	2.41mm (.095")	1347-0002	1112-0004
3) Funnelet	0.40mm (1/64")	1.19mm (.047")	0.91mm (.036")	1.32mm (.052")	2.08mm (.082")	Obsolete	1112-0003
4) Funnelet	0.79mm (1/32")	1.19mm (.047")	0.91mm (.036")	1.57mm (.062")	2.03mm (.080")	1347-0007	1112-0003
5) Funnelet	1.59mm (1/16")	1.19mm (.047")	0.91mm (.036")	2.16mm (.085")	2.03mm (.080")	1347-0009	1112-0003
6) Funnelet	2.38mm (3/32")	1.19mm (.047")	0.91mm (.036")	3.00mm (.118")	2.03mm (.080")	1347-0010	1112-0003
7) Eyelet	0.25mm (1/100")	0.76mm (.030")	0.53mm (.021")	0.79mm (.031")	1.17mm (.046")	Obsolete	1112-0002
8) Eyelet	0.40mm (1/64")	0.76mm (.030")	0.53mm (.021")	1.27mm (.050")	1.17mm (.046")	1347-0013	1112-0002
9) Eyelet	1.19mm (3/64")	0.76mm (.030")	0.53mm (.021")	1.98mm (.078")	1.17mm (.046")	Obsolete	1112-0002
10) Eyelet	1.59mm (1/16")	0.76mm (.030")	0.53mm (.021")	2.24mm (.088")	1.17mm (.046")	1347-0016	1112-0002
11) Eyelet	1.59mm (1/16")	0.76mm (.030")	0.53mm (.021")	2.39mm (.094")	1.17mm (.046")	1347-0017	1112-0002
12) Eyelet	3.18mm (1/8")	0.76mm (.030")	0.53mm (.021")	4.42mm (.174")	1.17mm (.046")	1347-0019	1112-0002
13) Eyelet	0.79mm (1/32")	0.91mm (.036")	0.64mm (.025")	1.52mm (.060")	1.78mm (.070")	1347-0022	1112-0010
14) Eyelet	2.38mm (3/32")	1.19mm (.047")	0.91mm (.036")	3.10mm (.122")	2.03mm (.080")	1347-0024	1112-0003
15) Eyelet	1.59mm (1/16")	1.17mm (.046")	0.91mm (.036")	2.36mm (.093")	1.98mm (.078")	1347-0026	1112-0003
16) Eyelet	3.18mm (1/8")	0.76mm (.030")	4.42mm (.174")	1.17mm (.046")	0.53mm (.021")	1347-0029	1112-0002
17) Eyelet	1.19mm (3/64")	1.17mm (.046")	0.86mm (.034")	1.91mm (.075")	1.93mm (.076")	Obsolete	1112-0003
18) Eyelet	1.59mm (1/16")	1.73mm (.068")	1.47mm (.058")	2.59mm (.102")	2.90mm (.114")	1347-0036	1112-0004
19) Eyelet	1.59mm (1/16")	1.02mm (.040")	0.89mm (.035")	2.36mm (.093")	1.52mm (.060")	1347-0039	1112-0010
20) Funnelet	2.38mm (3/32")	1.93mm (.076")	1.63mm (.064")	2.31mm (.091")	2.79mm (.110")	1347-0042	1112-0034
21) Funnelet	0.40mm (1/64")	0.99mm (.039")	0.69mm (.027")	1.30mm (.051")	1.57mm (.062")	1347-0050	1112-0010
22) Funnelet	0.79mm (1/32")	0.99mm (.039")	0.69mm (.027")	1.68mm (.066")	1.57mm (.062")	1347-0051	1112-0010
23) Funnelet	1.19mm (3/64")	0.99mm (.039")	0.69mm (.027")	2.21mm (.087")	1.57mm (.062")	1347-0052	1112-0010
24) Funnelet	1.59mm (1/16")	0.99mm (.039")	0.69mm (.027")	2.49mm (.098")	1.57mm (.062")	1347-0053	1112-0010
25) Funnelet	2.38mm (3/32")	0.99mm (.039")	0.69mm (.027")	3.28mm (.129")	1.57mm (.062")	1347-0054	1112-0010
26) Eyelet	1.59mm (1/16")	1.50mm (.059")	1.22mm (.048")	2.36mm (.093")	2.29mm (.090")	1347-0055	1112-0004
27) Funnelet	1.59mm (1/16")	1.17mm (.046")	0.91mm (.036")	2.54mm (.100")	1.93mm (.076")	1347-0056	1112-0003
28) Funnelet	1.59mm (1/16")	1.02mm (.040")	0.76mm (.030")	1.91mm (.075")	1.57mm (.062")	1347-0057	1112-0010
29) Funnelet	0.79mm (1/32")	1.19mm (.047")	0.94mm (.037")	1.57mm (.062")	2.03mm (.080")	Obsolete	1112-0003

Note: Counts of eyelets and funnelets are approximate and dimensions are ± 10%.

# Accessories

## Component Stenciling Kits

Component stenciling tools do not include stencils. Stencils are purchased separately as required by solder ball count geometry on component packages. Both the component stenciling tool and a stencil are required to apply solder paste to the component.



COMPONENT HOLDER	PART NUMBERS	OPTIONAL STENCILS	PART NUMBERS
Component Stenciling Tool, 35mm - 4	7016-0006	Stencil, 35mm x 388	1035-0388-P1
Component Stenciling Tool, 35mm - 2	7016-0030	Stencil, 35mm x 456	1035-0456-P1
		Stencil, 35mm x 313	1035-0313-P1
		Stencil, 35mm x 352	1035-0352-P1
		Stencil, 35mm x 480	1035-0480-P1
Component Stenciling Tool, 27mm - 4	7016-0007	Stencil, 27mm x 352	1027-0352-P1
Component Stenciling Tool, 27mm - 2	7016-0029	Stencil, 27mm x 316	1027-0316-P1
		Stencil, 27mm x 225	1027-0225-P1
		Stencil, 27mm x 256	1027-0256-P1
		Stencil, 27mm x 272	1027-0272-P1
		Stencil, 27mm x 292	1027-0292-P1
		Stencil, 27mm x 324	1027-0324-P1
		Stencil, 27mm x 328	1027-0328-P1
		Stencil, 27mm x 336	1027-0336-P1
Component Stenciling Tool, 23mm - 2	7016-0008	Stencil, 23mm x 169	1023-0169-P1
Component Stenciling Tool, 23mm - 4	7016-0013	Stencil, 23mm x 288	1023-0288-P1
		Stencil, 23mm x 324	1023-0324-P1
		Stencil, 23mm x 208	1023-0208-P1
		Stencil, 23mm x 256	1023-0256-P1
		Stencil, 23mm x 484	1023-0484-P1
Component Stenciling Tool, 17mm - 2	7016-0009	Stencil, 17mm x 208	1017-0208-P1
Component Stenciling Tool, 17mm - 4	7016-0012	Stencil, 17mm x 256	1017-0256-P1
Component Stenciling Tool, 15mm - 2	7016-0010	Stencil, 15mm x 156	1015-0156-P1
Component Stenciling Tool, 15mm - 1	7016-0023	Stencil, 15mm x 160	1015-0160-P1
		Stencil, 15mm x 196	1015-0196-P1
		Stencil, 15mm x 196	1015-0196-P1
Component Stenciling Tool, 13mm - 2	7016-0011	Stencil, 13mm x 144	1013-0144-P1
Component Stenciling Tool, 13mm x 10mm	7016-0027	Stencil, 13mm x 64	1013-0064-P1
Component Stenciling Tool, 12mm CSP	7016-0014	Stencil, 12mm x 144	1012-0144-P1
		Stencil, 12mm x 160	1012-0160-P1

Number after component dimension represents number of layers in components substrate. Number after dimension of stencil represents ball count.

# Accessories

## Component Stenciling Kits

COMPONENT HOLDER	PART NUMBERS	OPTIONAL STENCILS	PART NUMBERS
Component Stenciling Tool, 11mm x 8mm CSP	7016-0015	Stencil, 11mm x 8 x 72	1011-0072-P1
Component Stenciling Tool, 40mm	7016-0016	Stencil, 40mm x 503	1040-0503-P1
Component Stenciling Tool, 40mm	7016-0025	Stencil, 40mm x 432	1040-0432-P1
Component Stenciling Tool, 25mm - 2	7016-0017	Stencil, 25mm x 357	1025-0357-P1
Component Stenciling Tool, 25mm - 4	7016-0020	Stencil, 25mm x 360	1025-0360-P1
Component Stenciling Tool, 19mm	7016-0018	Stencil, 19mm x 225	1023-0256-P1
Component Stenciling Tool, 19mm Socket	7016-0026	Stencil, 19mm x 52	1023-0052-P1
Component Stenciling Tool, 16.5 x 8mm, CSP	7016-0019	Stencil, 16.5 x 8 x 52	1016-0052-P1
Component Stenciling Tool, 33mm - 4	7016-0021	Stencil, 33mm x 503	1033-0503-P1
Component Stenciling Tool, 22mm x 14mm	7016-0022	Stencil, 14 x 22 x 119	1014-0119-P1
Component Stenciling Tool, 4mm LCC with Pedestal Top	7016-0024	Stencil, 4mm x 24 Stencil, 4mm x 28 Stencil, 4mm x 24	1004-0024-P1 1004-0028-P1 1004-2024-P1
Component Stenciling Tool, 31mm - 2	7016-0028	Stencil, 31mm x 304	1031-0304-P1
Component Stenciling Tool, 31mm - 4	7016-0032	Stencil, 31mm x 329 Stencil, 31mm x 316	1031-0329-P1 1031-0316-P1
Component Stenciling Tool, 8mm x 10mm	7016-0031	Stencil, 8mm x 48	1008-0048-P1
Component Stenciling Tool, PLCC 28	7016-0033	Stencil, PLCC 28	1012-0028
Component Stenciling Tool, 9mm	7016-0034	Stencil, 9mm x 56	1009-0056
Component Stenciling Tool, 24mm - 4	7016-0035	Stencil, 24mm x 241	1024-0241
Component Stenciling Tool, 6mm	7016-0036	Stencil, 6mm x 40	1006-0040

Number after component dimension represents number of layers in components substrate. Number after dimension of stencil represents ball count.

# Accessories

## BGA Reballer Kits

Reballer kits contain everything you need to reball components: flux, solder spheres, tweezers, brush, and reballing fixture with additional screen. Components can be reflowed using the TF 2000 (standard or L version) or a reflow oven.



DIMENSIONS	PART NUMBERS	DIMENSIONS	PART NUMBERS
Kit, Reballer BGA 36	4017-0001-P1	Kit, Reballer BGA 352	4017-0051-P1
Kit, Reballer BGA 40	4017-0002-P1	Kit, Reballer SPBGA 352	4017-0052-P1
Kit, Reballer FPBGA 44	4017-0003-P1	Kit, Reballer SBGA 352	4017-0053-P1
Kit, Reballer UBGA 46-33MB	4017-0004-P1	Kit, Reballer TBGA 352	4017-0054-P1
Kit, Reballer UBGA 46-16MB	4017-0005-P1	Kit, Reballer BGA 356	4017-0055-P1
Kit, Reballer BGA 48	4017-0008-P1	Kit, Reballer PBGA 357	4017-0056-P1
Kit, Reballer UBGA 62	4017-0009-P1	Kit, Reballer CBGA 360	4017-0058-P1
Kit, Reballer FPBGA 64	4017-0010-P1	Kit, Reballer BGA 388	4017-0059-P1
Kit, Reballer FPBGA 69	4017-0011-P1	Kit, Reballer BGA 400	4017-0060-P1
Kit, Reballer BGA 69	4017-0012-P1	Kit, Reballer BGA 404	4017-0061-P1
Kit, Reballer FPBGA 72	4017-0013-P1	Kit, Reballer BGA 421	4017-0062-P1
Kit, Reballer LFPBGA 84	4017-0014-P1	Kit, Reballer BGA 428	4017-0063-P1
Kit, Reballer BGA 100	4017-0015-P1	Kit, Reballer PBGA 432	4017-0064-P1
Kit, Reballer BGA 108	4017-0016-P1	Kit, Reballer BGA 452	4017-0066-P1
Kit, Reballer BGA 119	4017-0017-P1	Kit, Reballer BGA 456	4017-0067-P1
Kit, Reballer BGA 131	4017-0018-P1	Kit, Reballer TBGA 480	4017-0068-P1
Kit, Reballer BGA 144	4017-0019-P1	Kit, Reballer BGA 480	4017-0069-P1
Kit, Reballer UBGA 144	4017-0021-P1	Kit, Reballer BGA 492	4017-0070-P1
Kit, Reballer BGA 168	4017-0022-P1	Kit, Reballer TBGA 500	4017-0071-P1
Kit, Reballer BGA 169	4017-0023-P1	Kit, Reballer BGA 548	4017-0072-P1
Kit, Reballer BGA 180	4017-0024-P1	Kit, Reballer BGA 553	4017-0073-P1
Kit, Reballer TBGA 192	4017-0025-P1	Kit, Reballer BGA 560	4017-0074-P1
Kit, Reballer BGA 192	4017-0026-P1	Kit, Reballer SBGA 560	4017-0075-P1
Kit, Reballer CBGA 196	4017-0027-P1	Kit, Reballer BGA 564	4017-0076-P1
Kit, Reballer UBGA 196	4017-0028-P1	Kit, Reballer CBGA 575	4017-0077-P1
Kit, Reballer BGA 208	4017-0029-P1	Kit, Reballer PBGA 600	4017-0078-P1
Kit, Reballer BGA 216	4017-0030-P1	Kit, Reballer SBGA 600	4017-0079-P1
Kit, Reballer BGA 217	4017-0031-P1	Kit, Reballer TBGA 696	4017-0080-P1
Kit, Reballer BGA 225	4017-0033-P1	Kit, Reballer BGA100	4017-0081-P1
Kit, Reballer BGA 255	4017-0034-P1	Kit, Reballer LFBGA100	4017-0082-P1
Kit, Reballer SBGA 256	4017-0035-P1	Kit, Reballer TFBGA48	4017-0083-P1
Kit, Reballer TBGA 256	4017-0036-P1	Kit, Reballer BGA233	4017-0084-P1
Kit, Reballer CBGA 256	4017-0037-P1	Kit, Reballer TFBGA64	4017-0085-P1
Kit, Reballer UBGA 256	4017-0038-P1	Kit, Reballer BGA177	4017-0086-P1
Kit, Reballer BGA 256	4017-0039-P1	Kit, Reballer BGA169/2	4017-0087-P1
Kit, Reballer BGA 257	4017-0040-P1	Kit, Reballer LFBGA80	4017-0088-P1
Kit, Reballer PBGA 272	4017-0041-P1	Kit, Reballer TFBGA48	4017-0089-P1
Kit, Reballer BGA 272	4017-0042-P1	Kit, Reballer TFBGA64	4017-0090-P1
Kit, Reballer BGA 292	4017-0043-P1	Kit, Reballer LFBGA64	4017-0091-P1
Kit, Reballer BGA 304	4017-0044-P1	Kit, Reballer LFBGA144	4017-0092-P1
Kit, Reballer BGA 313	4017-0046-P1	Kit, Reballer LFBGA132	4017-0093-P1
Kit, Reballer BGA 320	4017-0047-P1	Kit, Reballer TFBGA168	4017-0094-P1
Kit, Reballer TFBGA 324	4017-0048-P1	Kit, Reballer TFBGA100	4017-0095-P1
Kit, Reballer BGA 325	4017-0049-P1	Kit, Reballer LFBGA120	4017-0096-P1
Kit, Reballer BGA 348	4017-0050-P1		

Number after description refers to ball count.